



1:1 Interactive Architecture Prototypes  
TU Delft  
Q3 2023/24

Maximillian Friedmann  
Lilian Le  
V́ctor Ĺpez Left́rov  
Antonia Sattler  
Lowie Swinkels




# 1 \_ LOCATION AND SITE



# SITE ANALYSIS

## Lunar South Sverdrup-Henson crater (location 1)

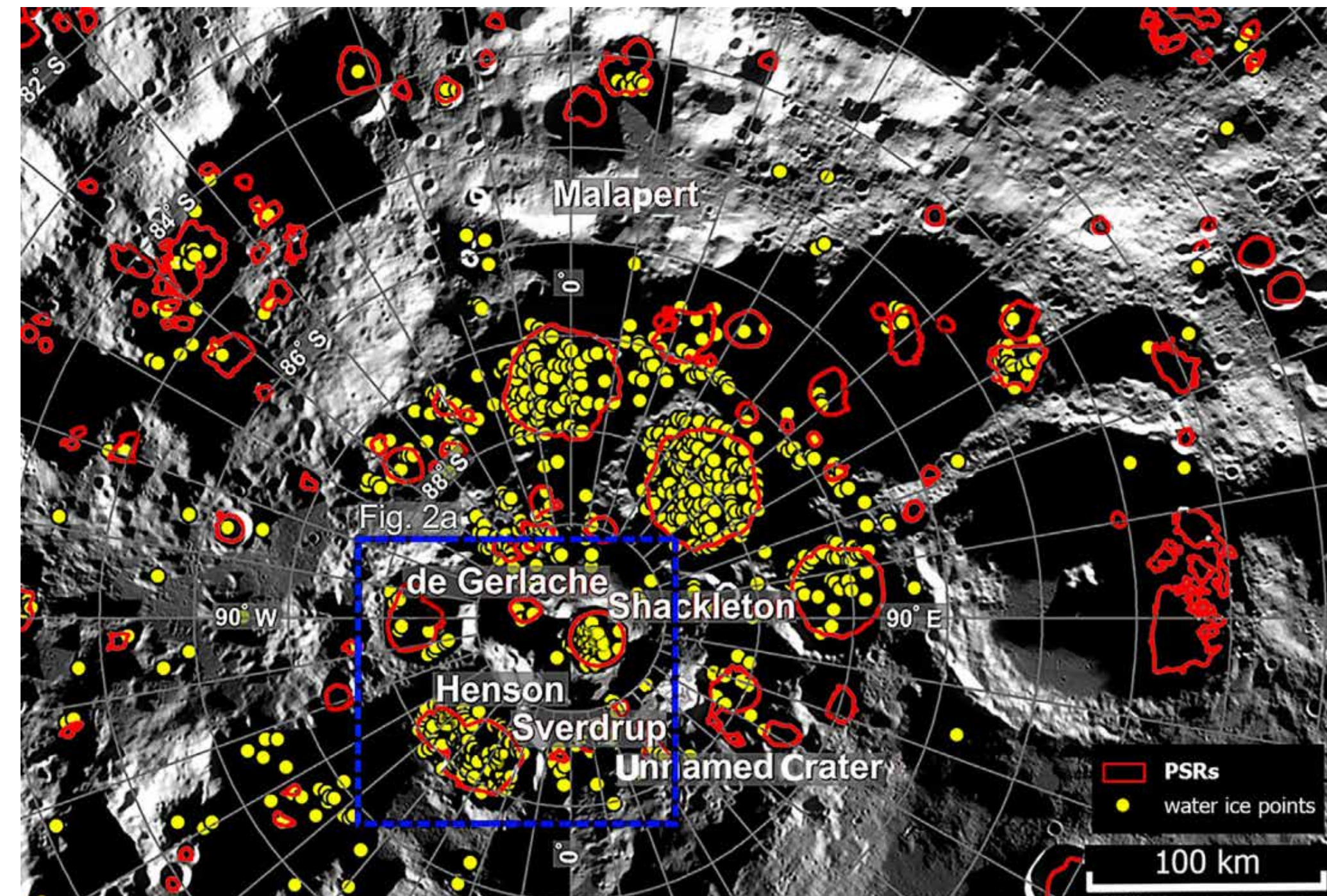
- Approximately **5 km<sup>2</sup> of area**.
- Flat topography inside the crater.
- Abundant water supply, nearby shaded areas have more ice and materials.
- Parts of the crater are covered by **sunlight all day long**, which is suitable for solar power generation.
- The terrain is **suitable to build ground antennas** for connection with the Earth.




*Map of the studied location for the human base*

## PSRs and water ice points

The image shows the **water ice points available in the area**. As it can be seen, the reason why the Lunar South Pole is such a strong candidate for a Lunar settlement is the **large concentration of these points**. **PSR is an acronym for permanently shadowed regions**. Of course, surface water ice points are located mainly in the PSRs, as they would evaporate if they became in contact with the sun.




*Map of the studied location for the human base*



*Slope of the terrain in the considered area.*

## Terrain slope

The slope of the terrain is also very suitable. Ideally, a flat surface would be the most desirable, but **moderate slope angles may still be considered relatively safe**, depending on the task. For example, a slope of **7° allows spacecraft landing**, and mobile surface operations are safe on an angle of up to 15°. The image shows the slopes between 0° and 5° in the area.



Map of *iron oxide* abundance

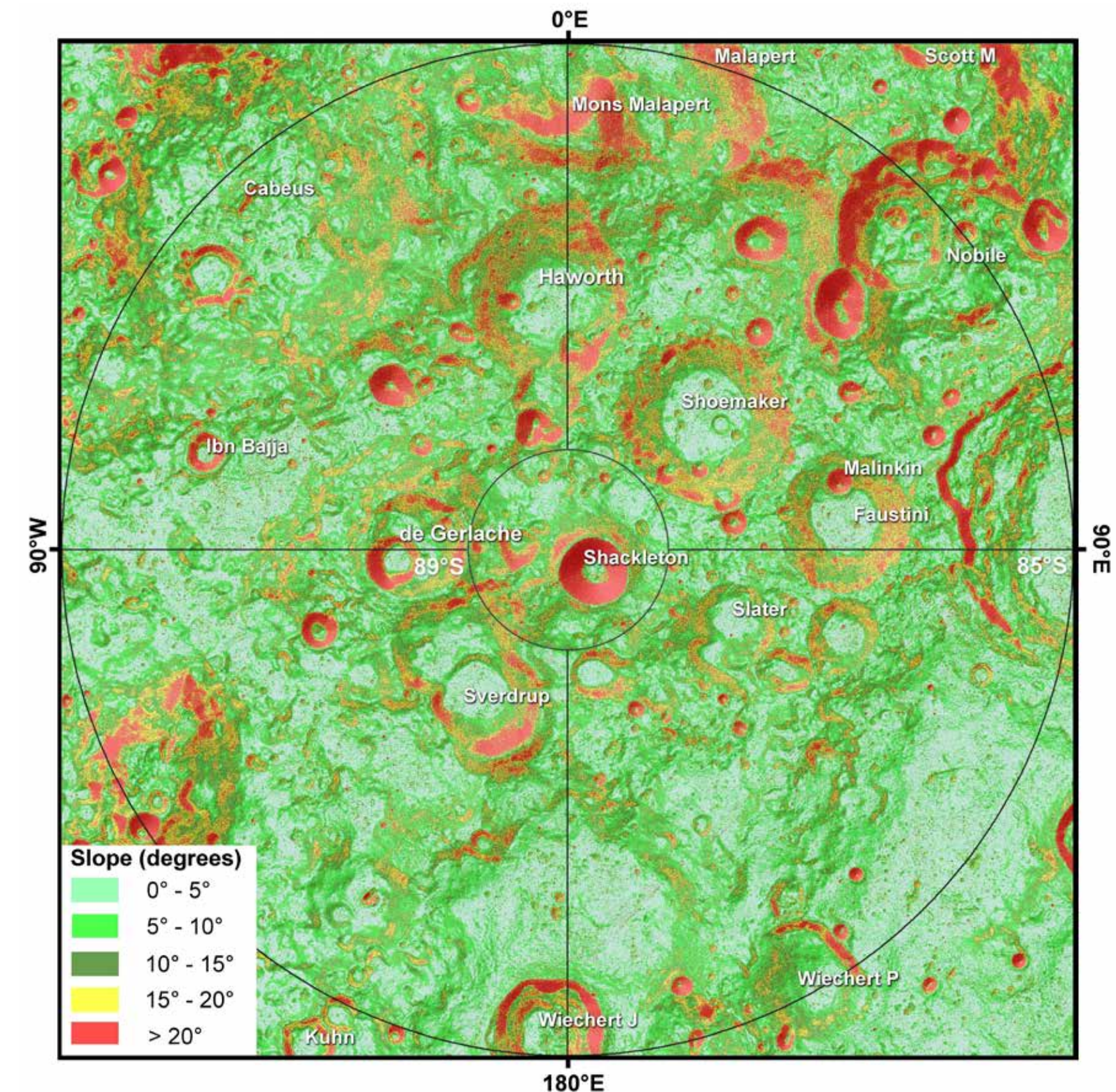
## Available mineral resources

Another crucial factor involves the **availability of mineral resources** essential for constructing technological equipment through **In-Situ Resource Utilization (ISRU)**. Notably, **iron and titanium oxides**, as well as **rare earth elements**, play a key role. These materials are prominently found in the Oceanus Procellarum KREEP Terrane (PKT), particularly in the eastern part of the Em4 geological unit, but recent sampling has provided insights into this region. Additionally, the area is rich in rare earth elements, with concentrations of up to 4.6 wt. % **yttrium** and up to 0.25 wt. % **neodymium**.

# CARTOGRAPHIES

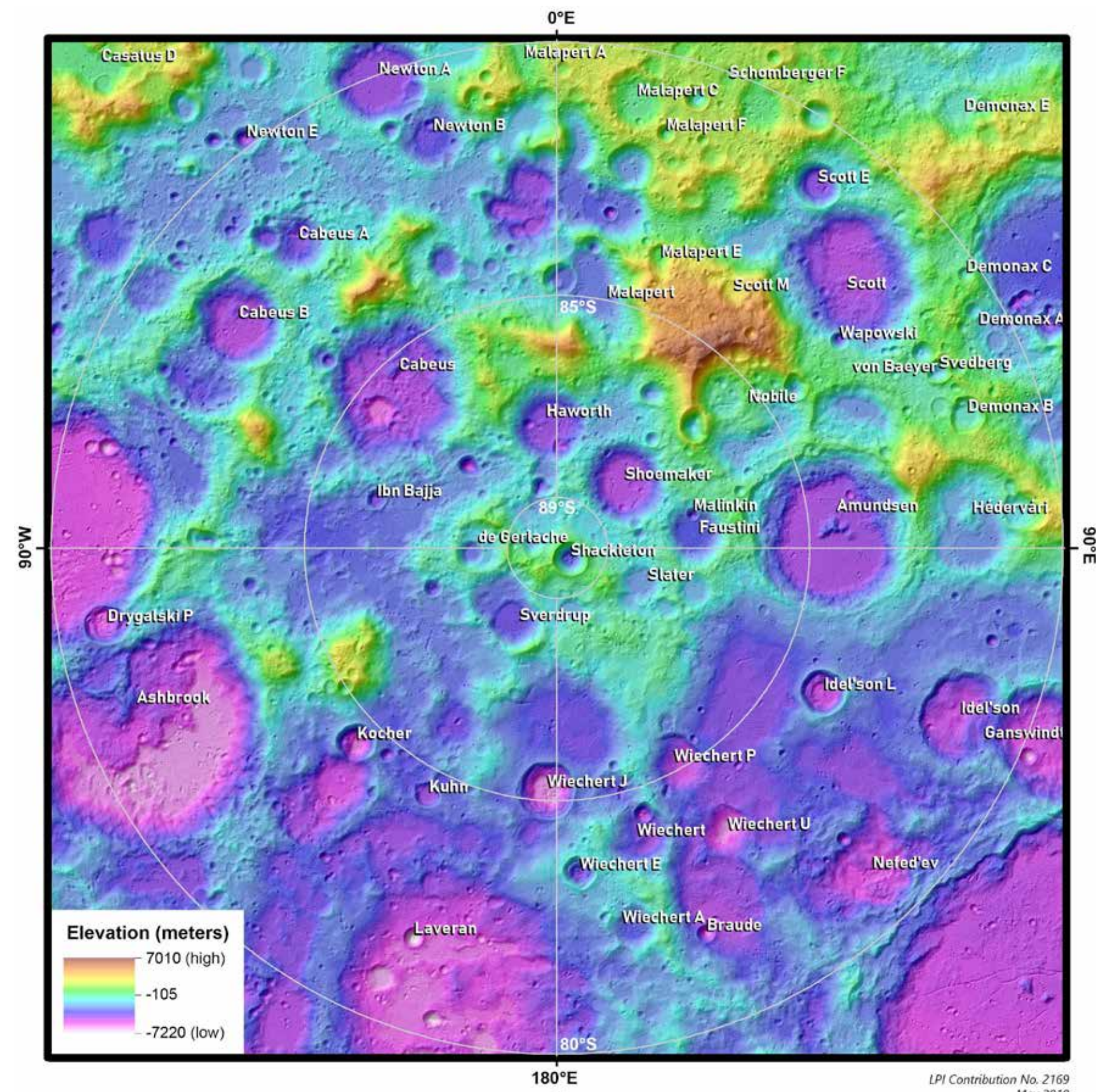
## From the Lunar South Pole Atlas

The following slides show some interesting and relevant cartographic maps developed by the **Center for Lunar Science and Exploration**. They showcase **high quality**, relevant site data such as elevation, slope, and near surface temperatures, among others, of the investigated area.

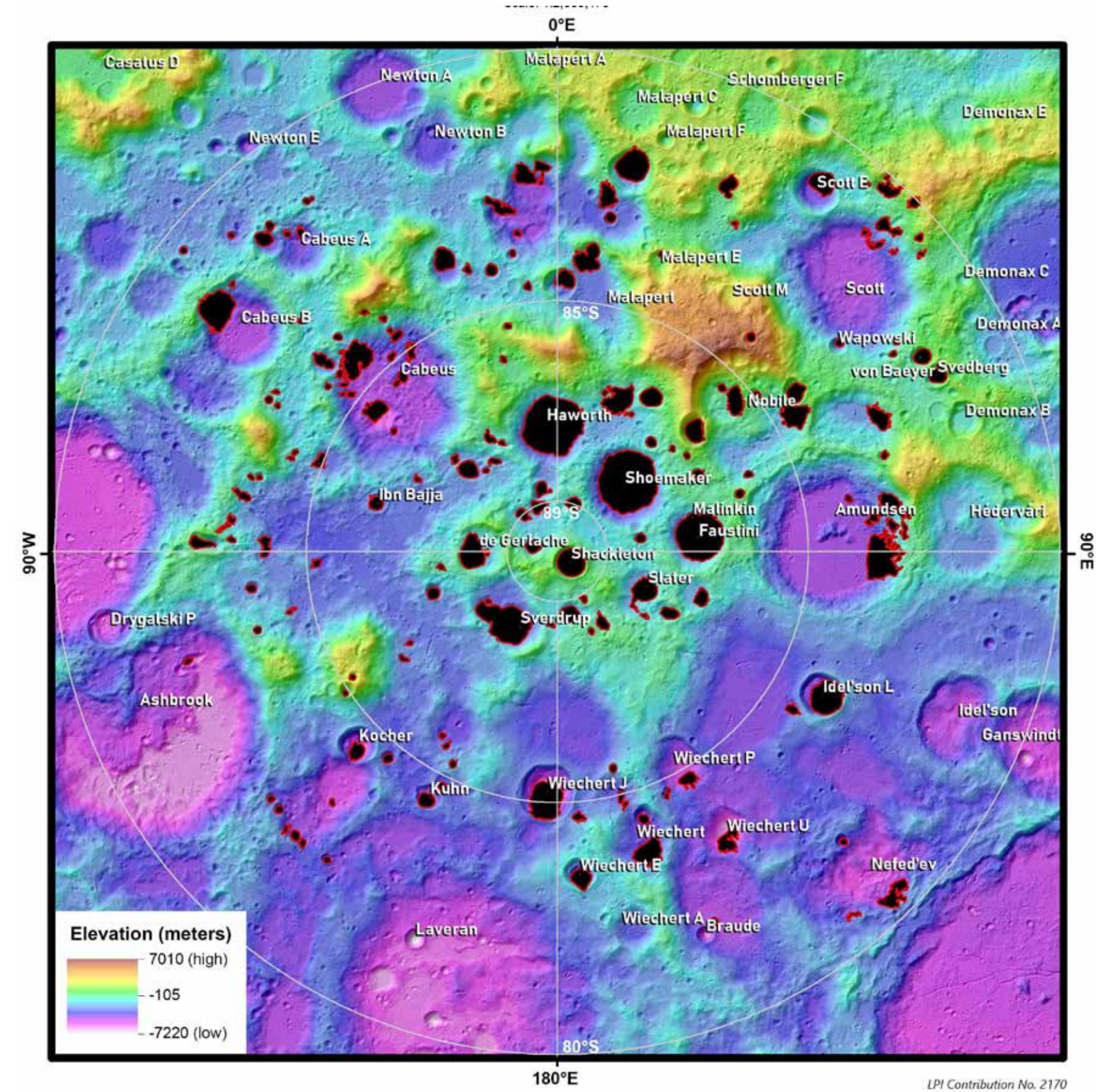


*Detailed slope map, in 5 degree breaks*






Elevation map, in meters. The height difference is **greater than 14000 meters** between the highest and lowest points.




The **permanently shadowed regions (PSRs)** overlaid on the elevation map.





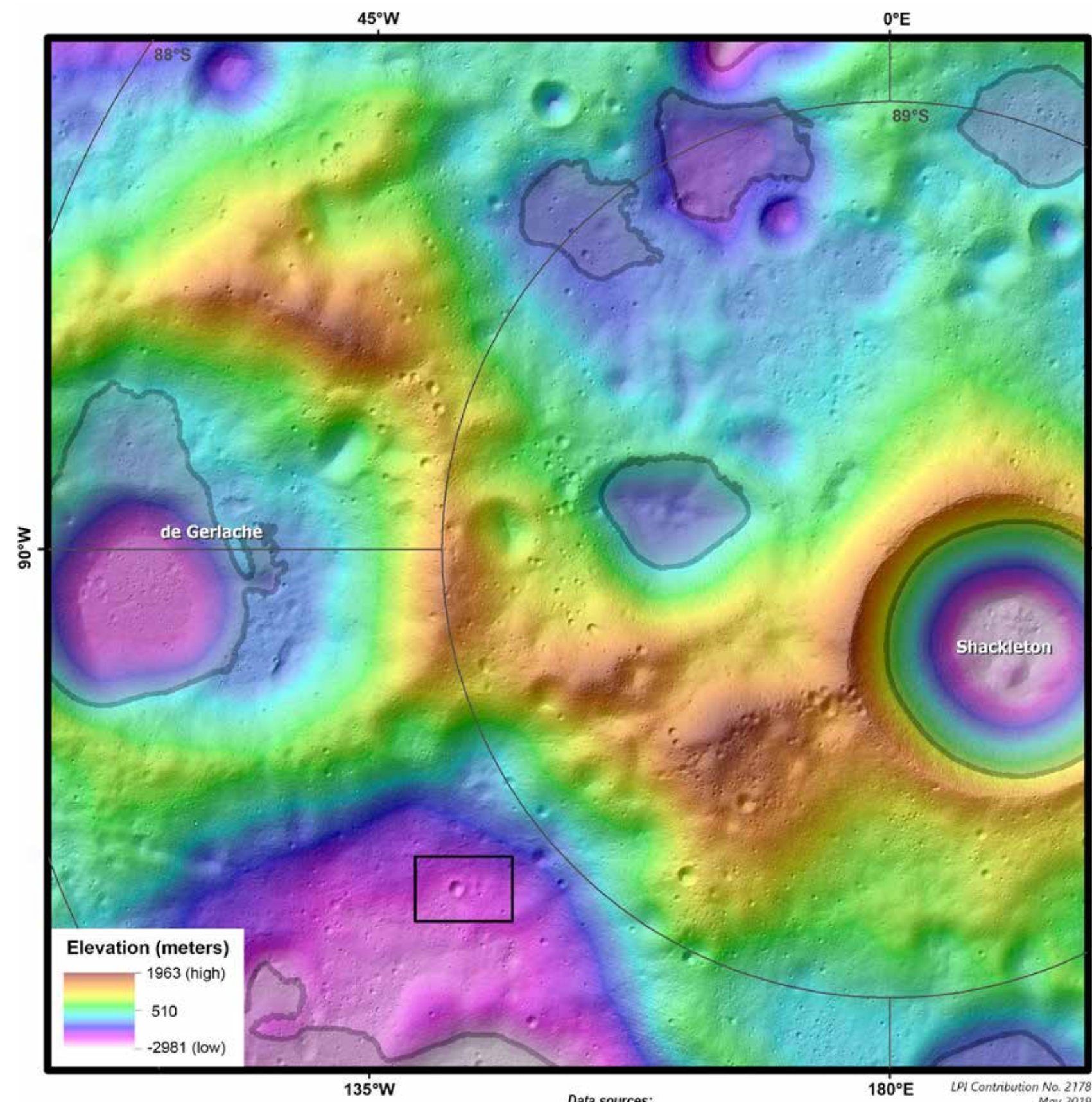


*Maximum temperatures map, in Kelvin. They're notably lower on craters and PSRs.*

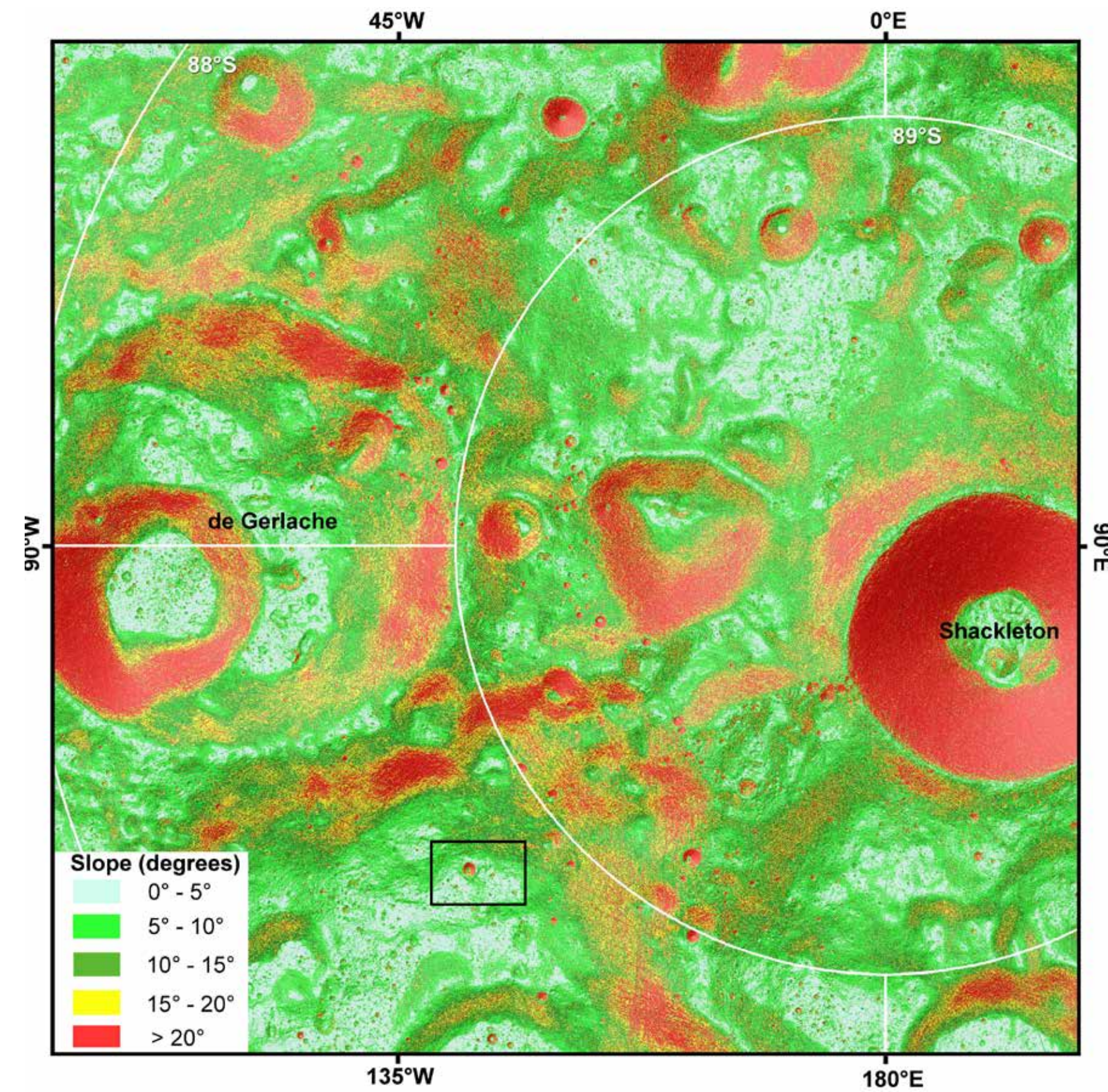


*Average temperatures map, in Kelvin*

# Site-overlaid close up cartographies:

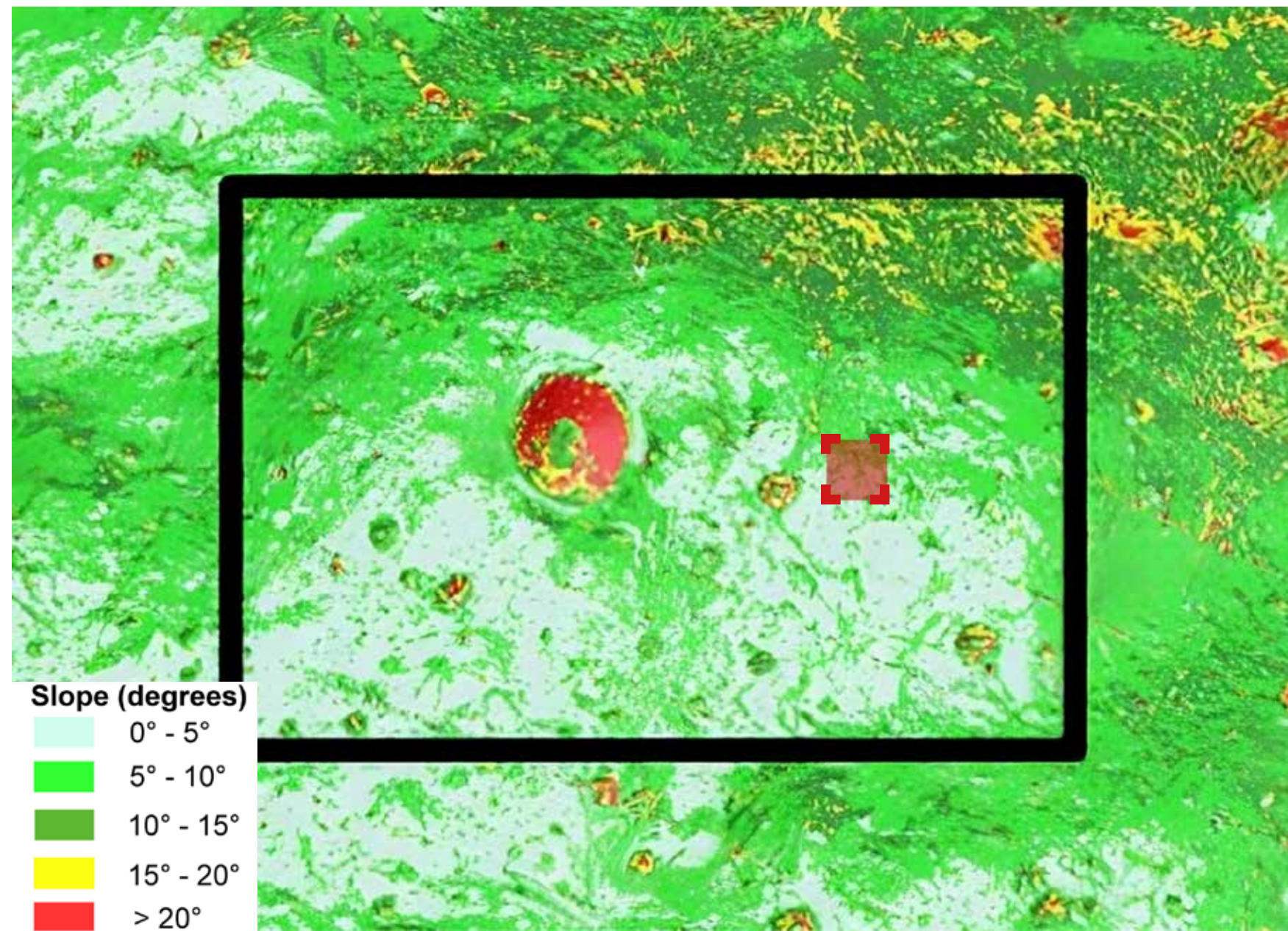


Detailed slope map, in 5 degree breaks




Detailed slope map, in 5 degree breaks






*Slope map with site location*



*Slope map with site location*

# CLIMATIC ANALYSIS

- **Extreme temperature conditions** (from +127 °C to -173 °C). In the **PSRs** the temperature can be even lower, as temperatures of **up to -246 °C** have been recorded.
- **Radiation from the Sun is very intense**, more than a hundred times that of Earth: the measured surface radiation in the Moon is 60  $\mu\text{Sv/hr}$ , while on Earth it usually remains below 0.2  $\mu\text{Sv/hr}$ .
- **Gravity is 1.62 m/s<sup>2</sup>, one sixth of Earth's.**
- **A Lunar day**, that is, the time it takes the Moon to complete on its axis one synodic rotation, **takes 29.5 Earth days**. That means approximately **350 hours of continuous Sun** exposure and heating and **another 350 hours of darkness and cold**.

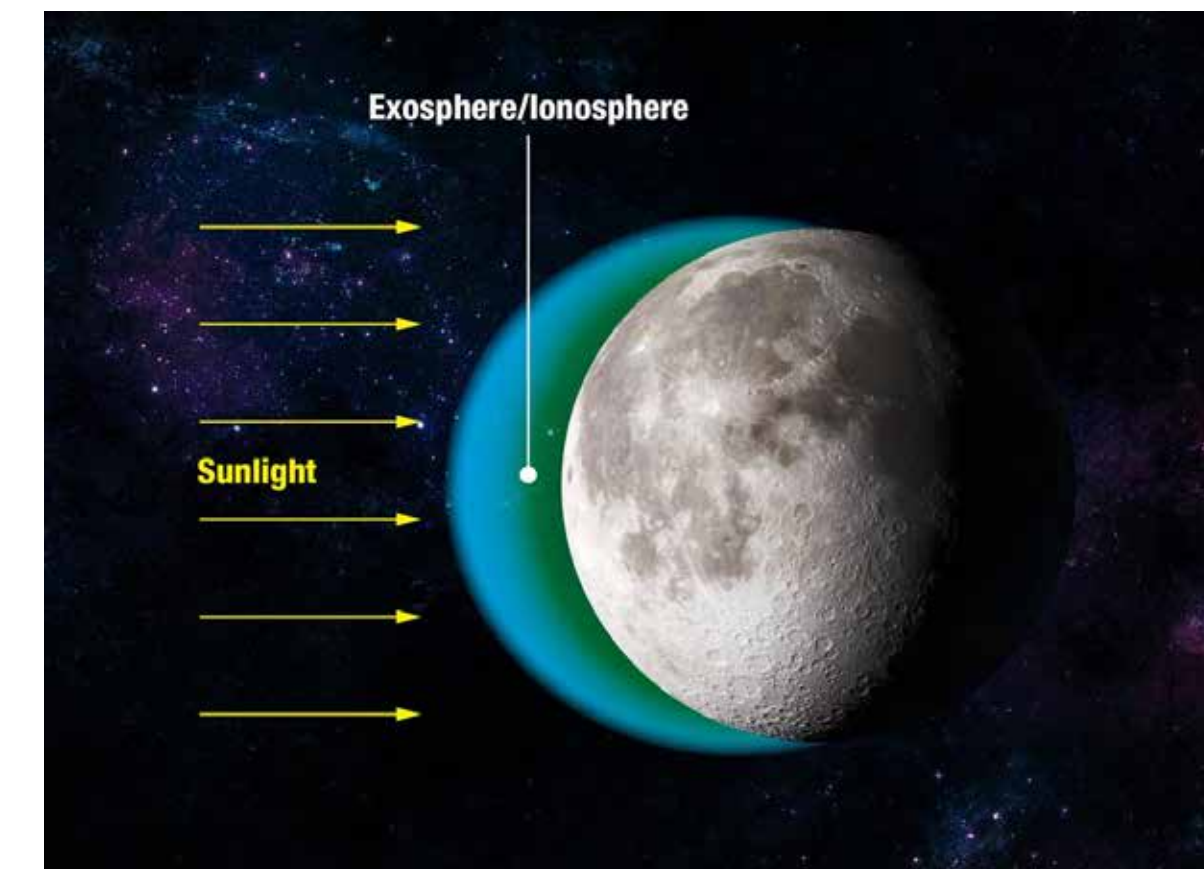


*Lunar day cycle*

- **Micrometeoroids**, and sometimes larger space objects, **impact the lunar surface on a regular basis**. This dry shower of debris shuffles materials in the Moon's exterior layers, exposing fresh material in a process known as **impact gardening**.



- There is a very thin type of atmosphere on the Moon, known as an **exosphere**, which contains **helium, argon, neon, ammonia, methane and carbon dioxide**. The exosphere is **not breathable**, and **in the cold lunar night it falls to the ground**.



# 2 \_ PROGRAMS AND NEEDS





**BERTHING**



**RECREATION**



**WORKSPACE**



**EXERCISE**



**HYGEINE**



**STORAGE**



**SAFETY  
BUNKER**

Docking  
station for  
vehicles

Emergency  
exits

Sleeping pods  
(private)

Dining space  
(communal)

Lounging spaces  
(communal)

Multifunctioning  
laboratories

Hydroponics

Multifunctioning  
exercise spaces

Bathing and  
bathroom spaces  
(communal)

Multi-use  
storage zone

Self-contained  
underground  
bunker in  
case of  
emergency





**DOCKING  
STATION**

**EMERGENCY  
EXIT ZONE**

VOLUME	TIME SPENT USING SPACE	ABOVE OR BELOW GROUND	INTERNAL RISK RATING	EXIT POINTS BASED ON INTERNAL RISK
60 m <sup>3</sup>	Variable time  Docking procedures can last from several minutes to a few hours. 15 mins - 3 hrs	Above ground  Easy access for shipping deployments	2	Docking Station: 2+ exits  Emergency Exit Zones 2+ exits







**SLEEPING PODS  
(PRIVATE)**

**DINING SPACE  
(COMMUNAL)**

**LOUNGING  
(COMMUNAL)**

VOLUME	TIME SPENT USING SPACE	ABOVE OR BELOW GROUND	INTERNAL RISK RATING	EXIT POINTS BASED ON INTERNAL RISK
Sleeping Pods - 45 m <sup>3</sup> total 9 m <sup>3</sup> / person	Sleeping - 8 hrs	Below ground	Sleeping - 1	Sleeping Pods 1 exit
Dining - 20 m <sup>3</sup>	Dining - 30 mins to 1 hr per meal, max 3 hrs per day	High security	Dining - 2	Dining Space 2 exits
Lounging - 20 m <sup>3</sup>	Lounging - variable time, estimate 3 hrs		Lounging - 1	Lounging Spaces (Communal) 2 exits





**MULTIPURPOSE  
LABORATORIES**

**HYDRAPONICS  
GREENHOUSE**

VOLUME	TIME SPENT USING SPACE	ABOVE OR BELOW GROUND	INTERNAL RISK RATING	EXIT POINTS BASED ON INTERNAL RISK
Laboratories 100 m <sup>3</sup>	Variable time Laboratories - 5 hrs	Sub-level - analysis of upper surface and controlled labs beneath the surface	Laboritories - 3 Hydroponics - 2	Laboritories 2 exits Hydroponics 2 exits
Hydroponics Greenhouse 80 m <sup>3</sup>	Hydroponics - 5 hrs In conjunction with Lunar Surface Activities - 5 hrs	Controlled space - high-security		





**MULTI-PURPOSE  
EXERCISE  
SPACES  
(COMMUNAL)**

VOLUME	TIME SPENT USING SPACE	ABOVE OR BELOW GROUND	INTERNAL RISK RATING	EXIT POINTS BASED ON INTERNAL RISK
40 m <sup>3</sup>	1-2 hrs a day	Above ground  Interaction with sunlight	1	2 exits





**BATHROOM  
AND  
BATHING SPACES  
(COMMUNAL)**

VOLUME	TIME SPENT USING SPACE	ABOVE OR BELOW GROUND	INTERNAL RISK RATING	EXIT POINTS BASED ON INTERNAL RISK
30 m <sup>3</sup>	1 hr a day	Below ground Controlled space	1	Bathroom 1 exit  Bathing 1 exit





**MULTI-PURPOSE  
STORAGE  
FACILITY**

VOLUME	TIME SPENT USING SPACE	ABOVE OR BELOW GROUND	INTERNAL RISK RATING	EXIT POINTS BASED ON INTERNAL RISK
40 m <sup>3</sup>	Variable time Estimate 2 hrs Access as needed	Below ground Highly controlled space High security	2	2 exits





**UNDERGROUND  
EMERGENCY  
BUNKER  
SELF-CONTAINED**

VOLUME	TIME SPENT USING SPACE	ABOVE OR BELOW GROUND	INTERNAL RISK RATING	EXIT POINTS BASED ON INTERNAL RISK
100 m <sup>3</sup>	Variable time  In case of emergency  Estimate of 8 hrs	Below ground  High security	2	2 exits



# 3 \_ ASSEMBLY AND CONSTRUCTION





# LUNAR CHALLENGES

## LUNAR SOIL IS DANGEROUS

Potential of acute and/or chronic multiorgan toxicities  
No direct wall contact, no regolith can be carried inside

## ASSEMBLY MUST BE AIRTIGHT

1 bar pressure and breathable atmosphere

## OPTIONS

Binder, Spray/Glaze, Membrane, Tiles, Tube that can be extended

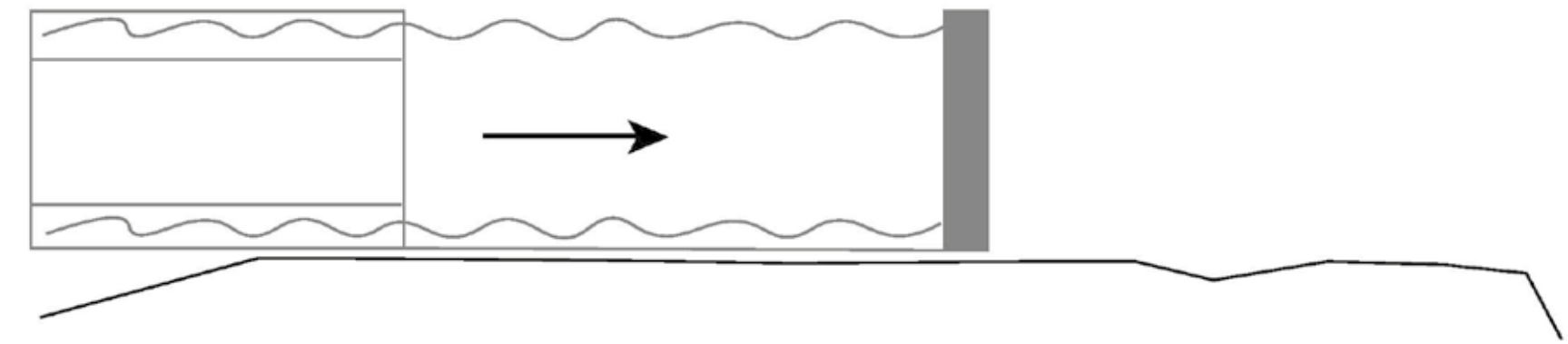
*Pohlen, M., Carroll, D., Prisk, G.K. et al. Overview of lunar dust toxicity risk. npj Microgravity 8, 55 (2022). <https://doi.org/10.1038/s41526-022-00244-1>*



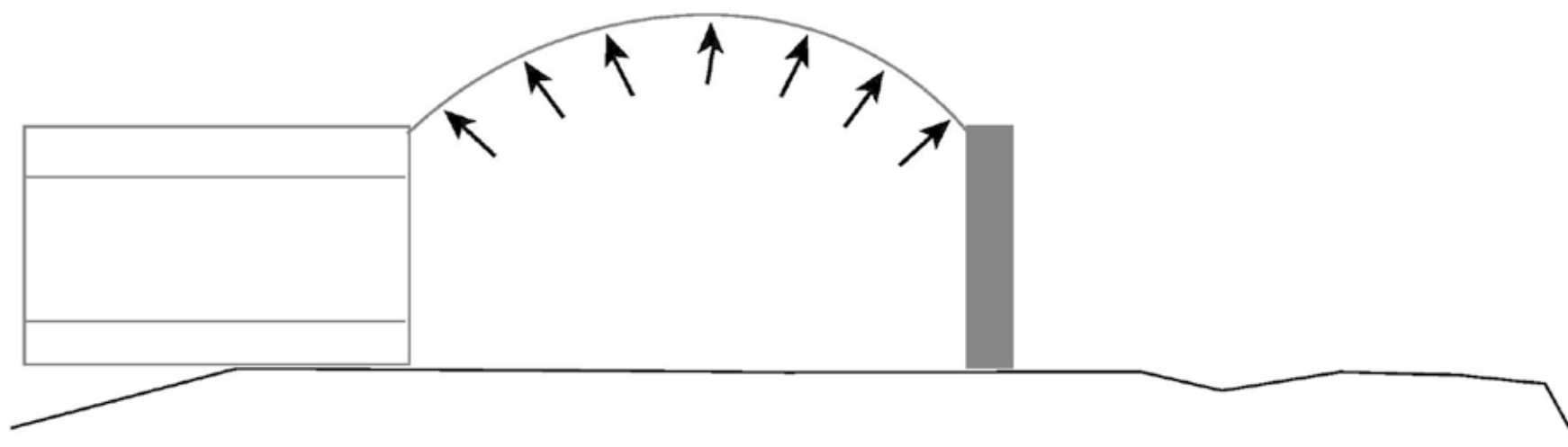
# Assembly Process



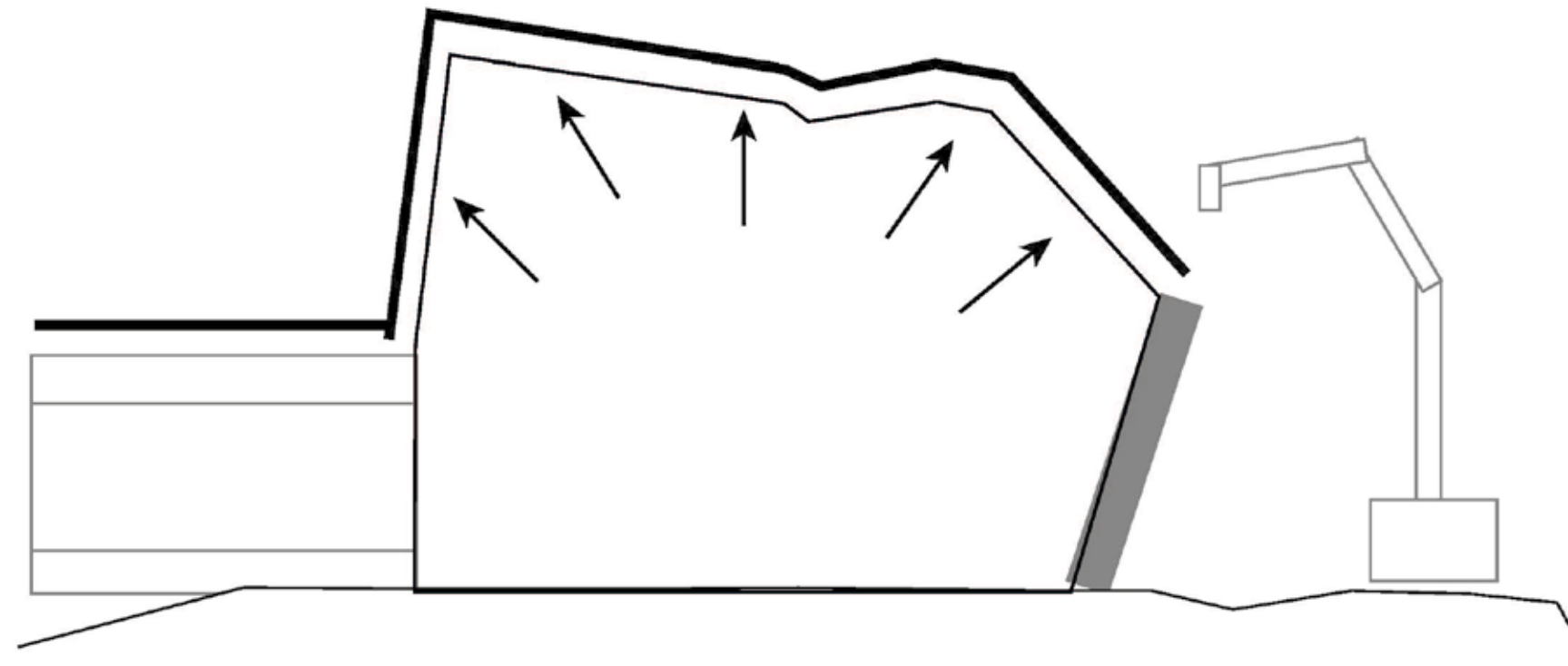
Step 0: Airlock



Step 1: Opening process

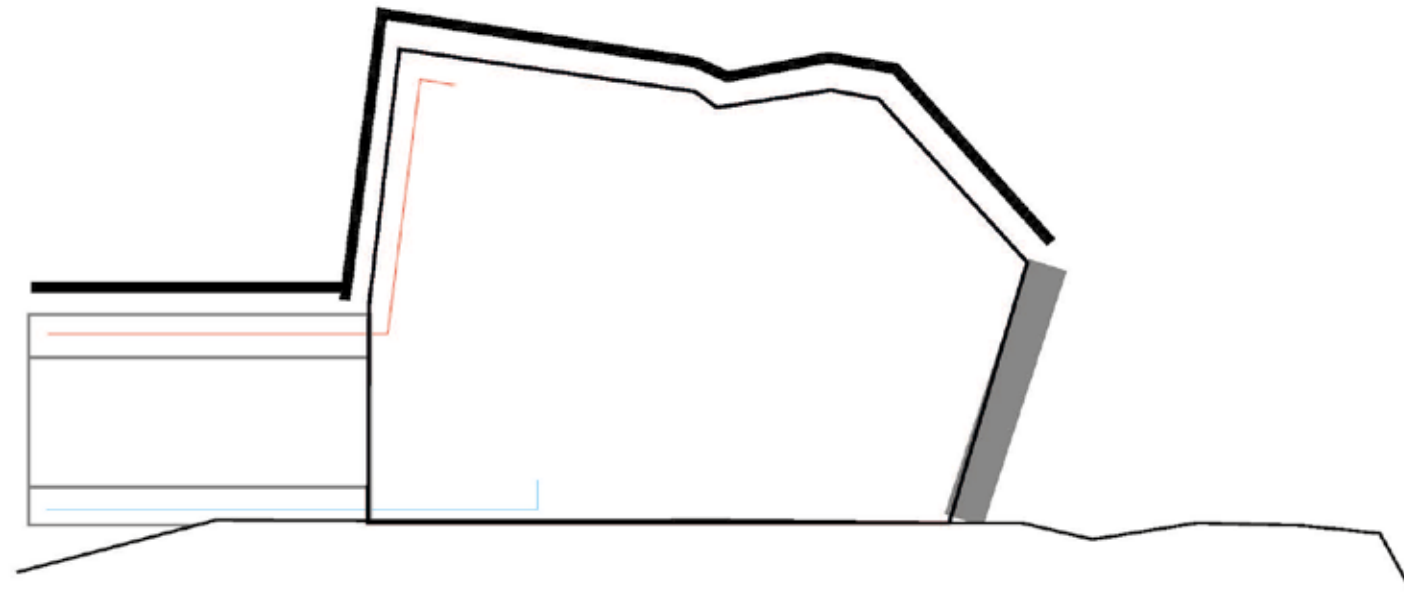


Step 2: Membrane inflation

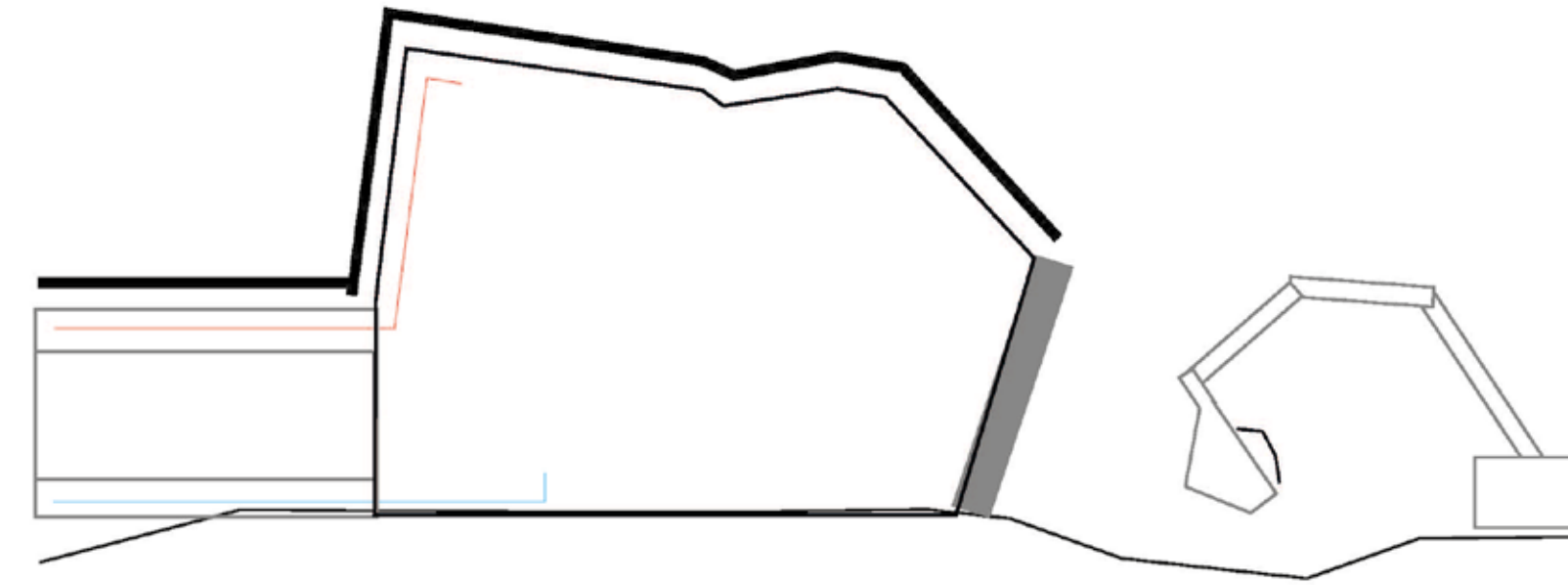


Step 3: Voronoi-shell printing and connecting it to membrane

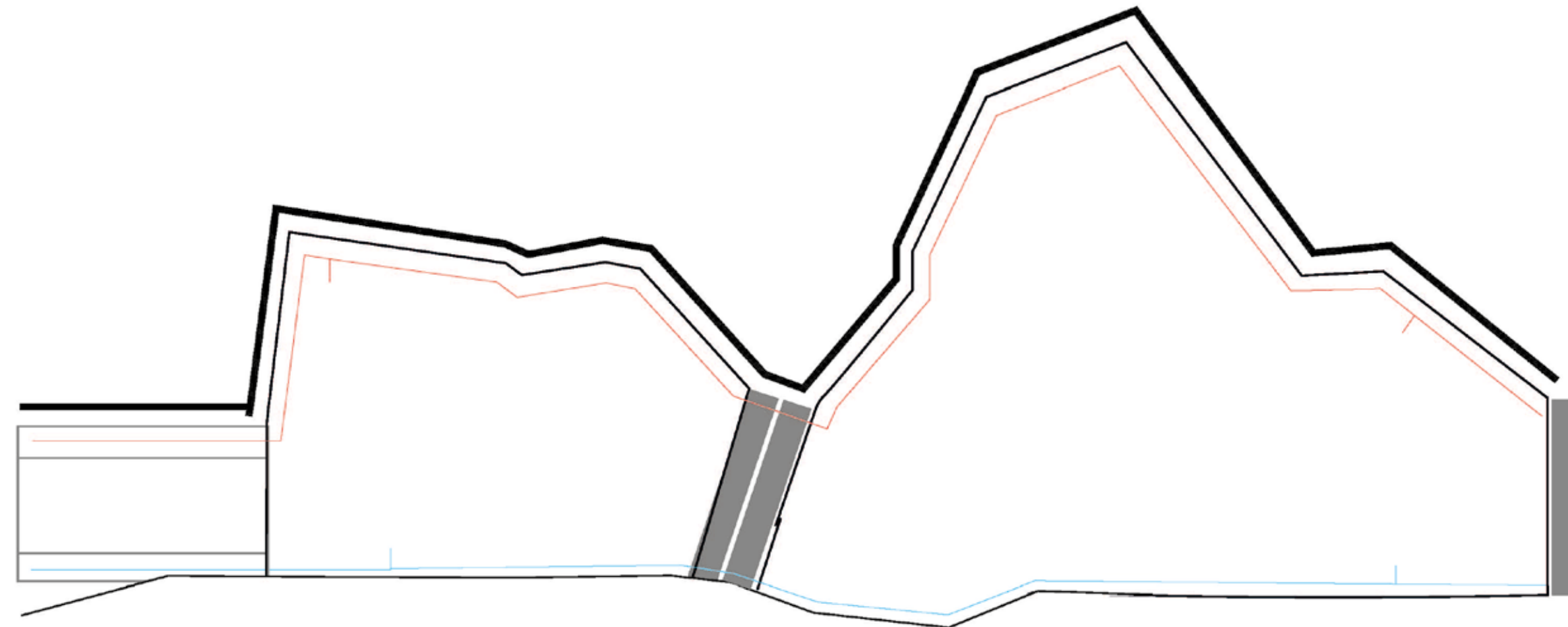
# Assembly Process



Step 4: Connecting/launching LSS



Step 5: Underground extraction

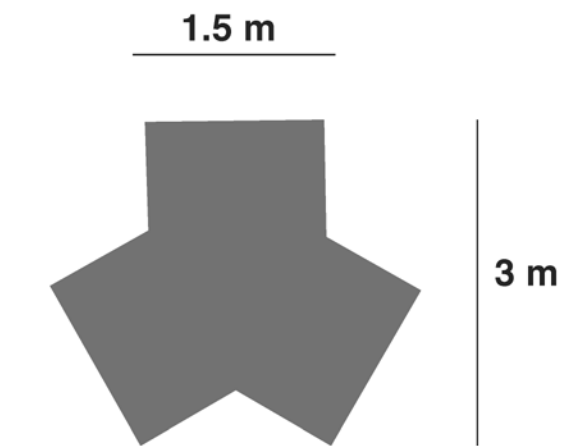


Step 6: Repeating the process for the next module

# Components - Airlock

## Geometry and Dimensions:

Isotoxal-star-form with three entrances to ensure modular connectivity, safe emergency routes and pollution-free entering/leaving the module

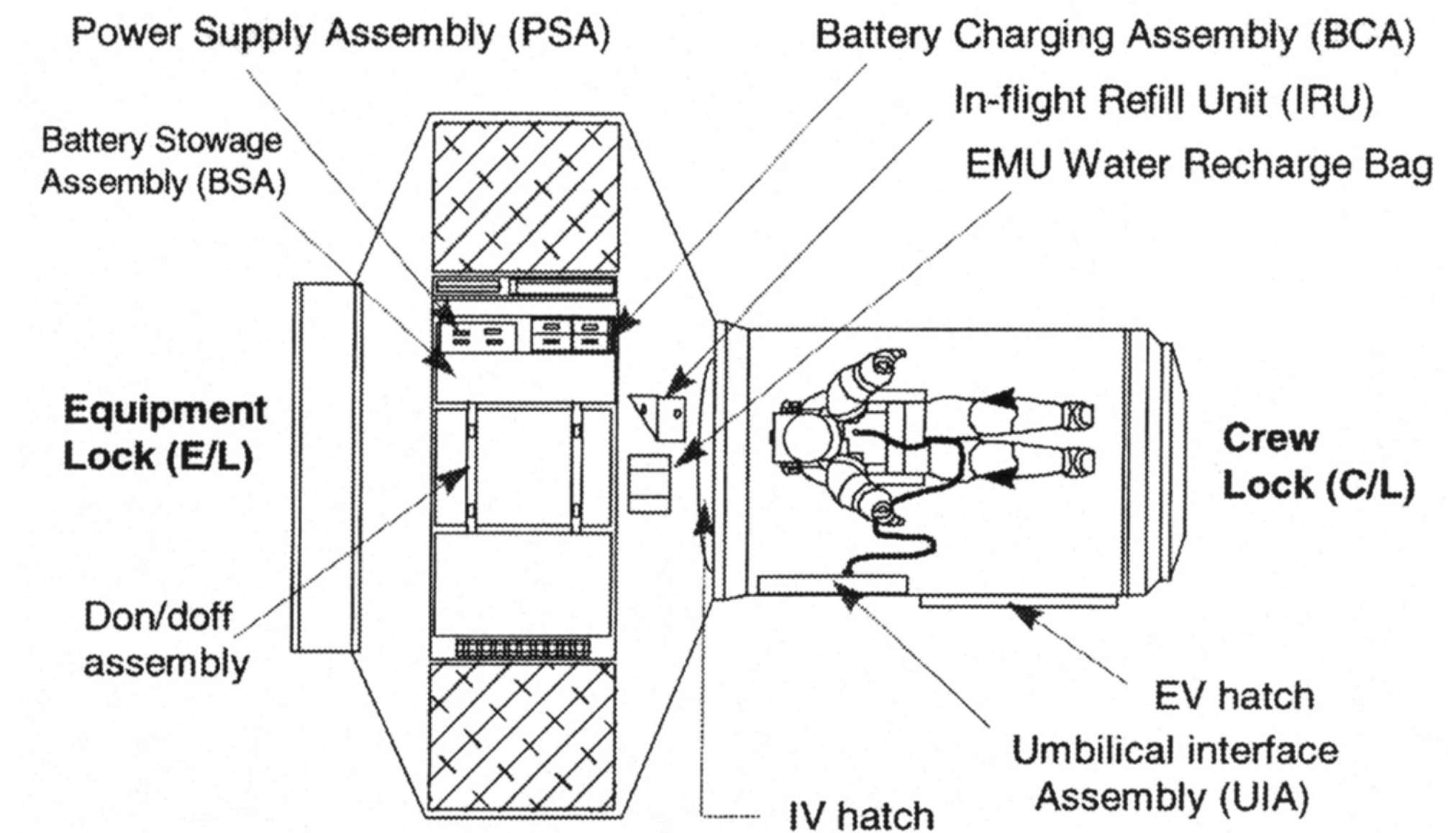


## Entrance:

Voroni- module entrance: always the same shape as airlock

## Functionality:

- holds the LSS
- provides electricity access
- seals habitat
- prevents habitat from regolith pollution



<https://www.lpi.usra.edu/lunar/artemis/Mary-2018-EVA%20Airlocks-And-Alternative-Ingress-Egress-EVA-EXP-0031.pdf>



# Components - Membrane

## Adaptable Geometry:

Flexible fabric that can fit modules of  $x \text{ m}^3$  (large membrane) or  $y \text{ m}^3$  (small membrane)

## Integrated Sensor Array:

Oxygen, Carbondioxide, Particles, Smoke, Temperature

## Radiation Protection and Airtightness:

While the 3D print is still wet, the membrane can be attached to the shell with the help of the soft spikes that can be pressed into the regolith layer



<https://arstechnica.com/science/2019/08/one-could-fly-to-mars-in-this-spacious-habitat-and-not-go-crazy/>



# Components - Overview

## Cables:

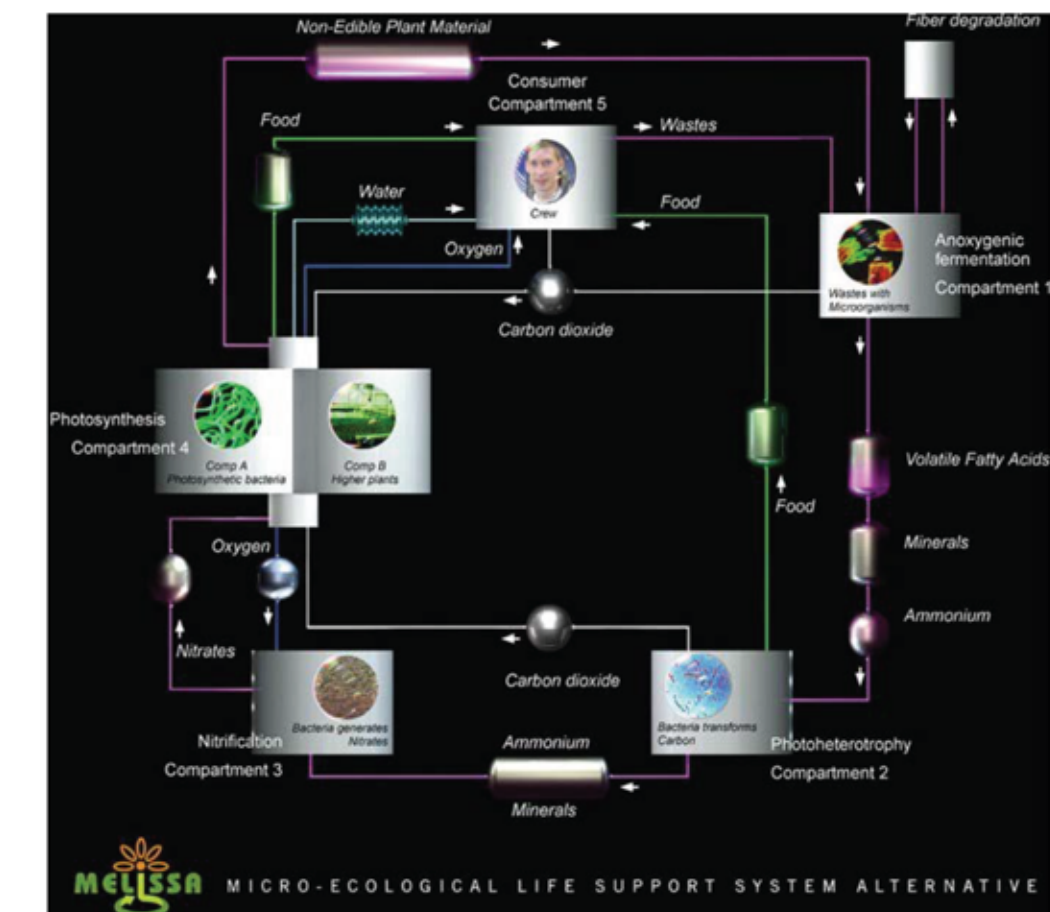
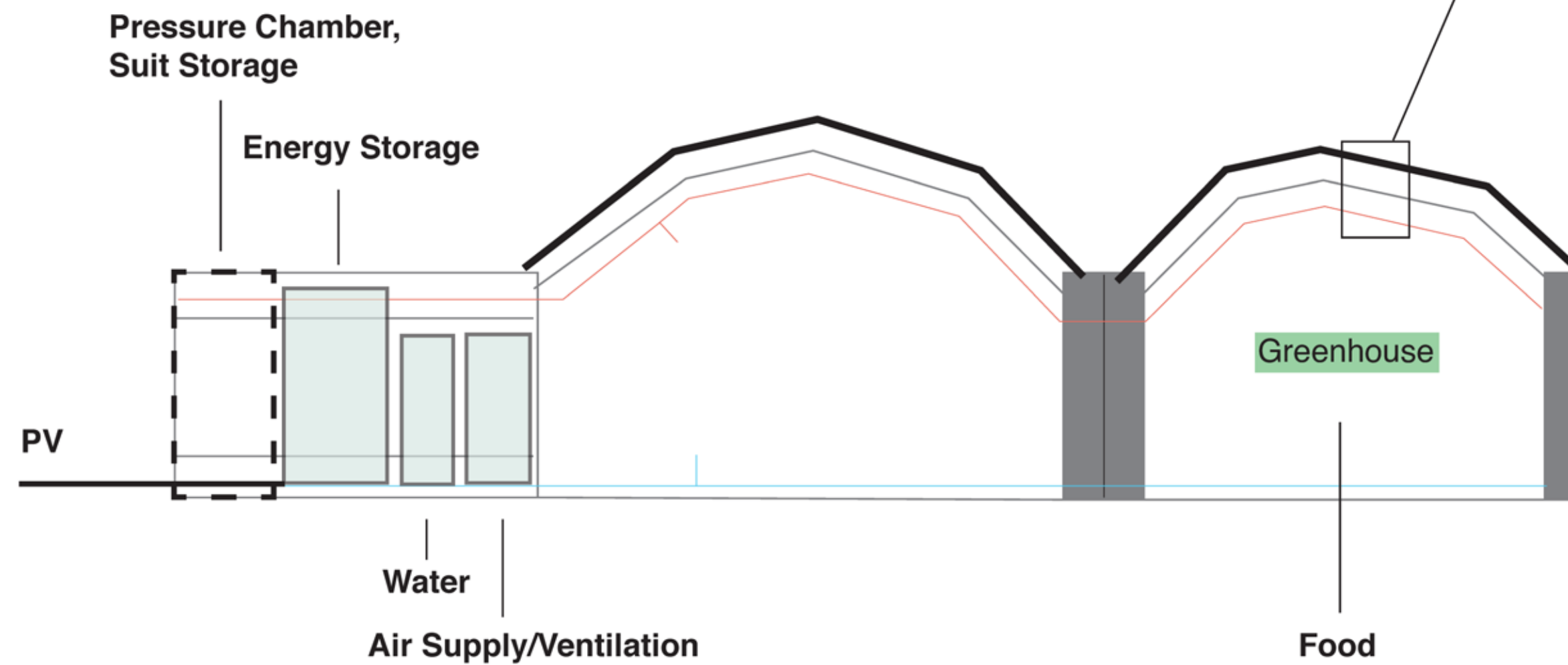
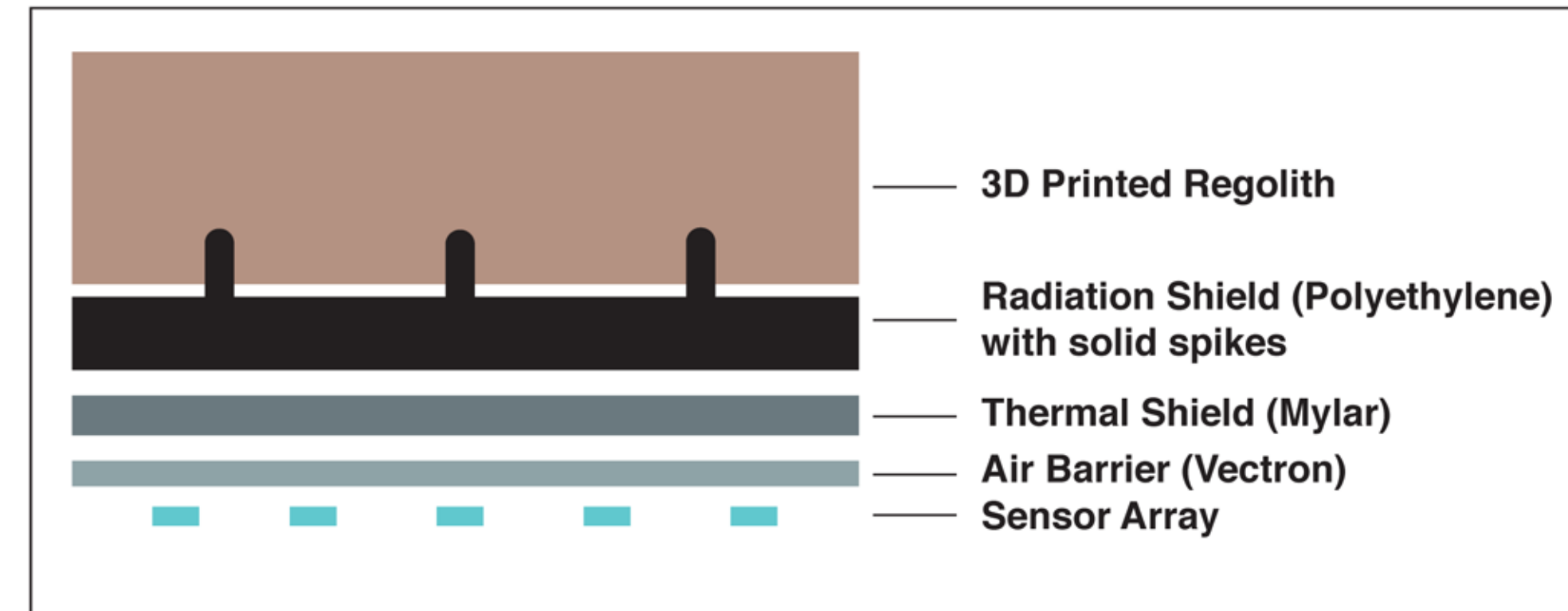
Base: 3 cables

Add-on: 2 cables

## Flexible Pipes:

Base: 2 pipes

Add-on: 1 pipe



[https://link.springer.com/chapter/10.1007/978-3-030-52859-1\\_3](https://link.springer.com/chapter/10.1007/978-3-030-52859-1_3)



# 4 \_ ENERGY AND MATERIALITY



# Radiation Protection

**Exposure:** Galactic cosmic radiation (GCR), Electromagnetic radiation (EM), Charged Particles (Protons, Electrons), Solar Particle Events (SPE) + Secondary Radiation (neutrons)

[https://link.springer.com/content/pdf/10.1007/978-3-319-14541-9\\_179.pdf](https://link.springer.com/content/pdf/10.1007/978-3-319-14541-9_179.pdf)

## Material Choice:

Radiation Protection of 3d printed regolith (Rhizome)? Geopolymer Binder Lunamer?

[https://www.sciencedirect.com/science/article/pii/S0273117715004019?casa\\_token=7WhQc2vwIhwAAAAA:NRXUCd7Kc8sTs4IKwNj6Riw-WHTAOGvcNLF8M-QIrrLvIkblI4B7iw5M1bdZYVbHET15xUZ1B2g](https://www.sciencedirect.com/science/article/pii/S0273117715004019?casa_token=7WhQc2vwIhwAAAAA:NRXUCd7Kc8sTs4IKwNj6Riw-WHTAOGvcNLF8M-QIrrLvIkblI4B7iw5M1bdZYVbHET15xUZ1B2g)

1) Recycled high-density polyethylene plastic (r-HDPE) reinforced with ilmenite mineral (Ilm)  
Flexible “fabric”, not a structural material

<https://pubs.rsc.org/en/content/articlehtml/2023/ra/d3ra03757f>

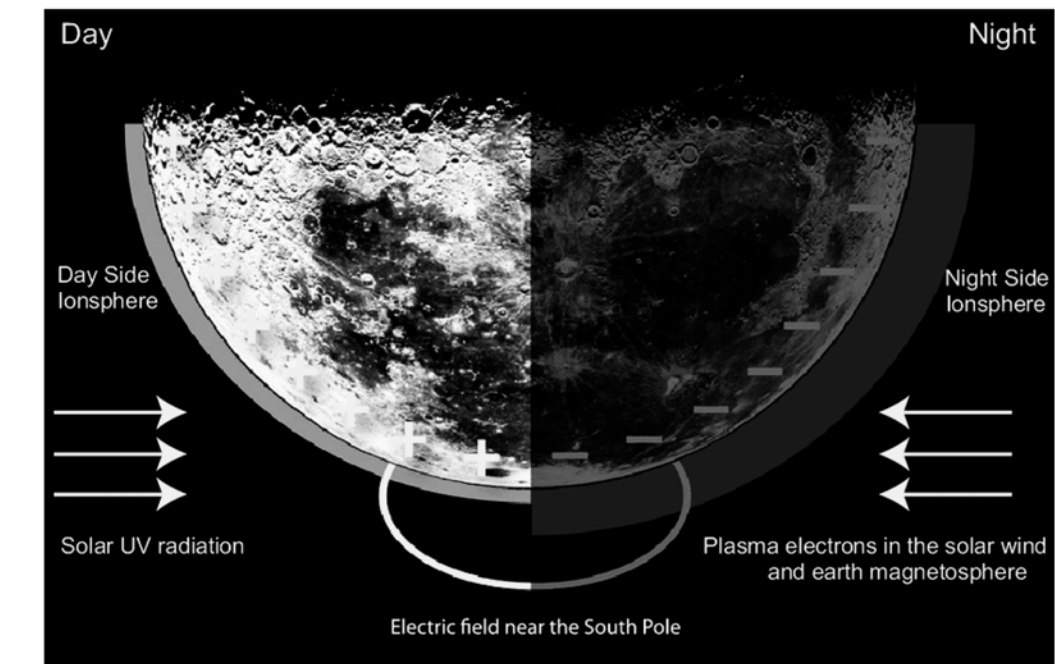
2) Hydrogenated BNNT (nanotubes constructed of carbon, boron, nitrogen, hydrogen)  
Can be structural

<https://www.nasa.gov/general/radiation-shielding-materials-containing-hydrogen-boron-and-nitrogen-systematic-computational-and-experimental-study/>

## Wall Thickness

**Habitat Position** (surface or subsurface, which room where)

**Window Number and Position** (direct or no direct radiation exposure)



[https://www.researchgate.net/figure/Day-and-night-difference-on-the-Lunar-South-Pole-location-solar-UV-radiation-causes-the\\_fig2\\_230853777](https://www.researchgate.net/figure/Day-and-night-difference-on-the-Lunar-South-Pole-location-solar-UV-radiation-causes-the_fig2_230853777)

LunaScape

1:1 Interactive Architecture Prototypes

TU Delft

Q3 2023/24

Maximillian Friedmann  
Lilian Le  
Víctor López Leftérov  
Antonia Sattler  
Lowie Swinkels



# Energy

[https://www.sciencedirect.com/science/article/pii/S0094576521002289?casa\\_token=Ga-QD7I0HaoAAAAA:nEM-Sux46FxqeKvr2\\_Tp2508QrPT4Db4axNo1hEhVqsNK0BTzpwGjh\\_Bv9f-3a9bIRu3y22AIWw](https://www.sciencedirect.com/science/article/pii/S0094576521002289?casa_token=Ga-QD7I0HaoAAAAA:nEM-Sux46FxqeKvr2_Tp2508QrPT4Db4axNo1hEhVqsNK0BTzpwGjh_Bv9f-3a9bIRu3y22AIWw)

**Demand:** depends mainly on its inventory and usage profile, along with the round trip efficiency of the applied energy storage system (ESS)

## Generation:

Electricity: PV (efficiency, light exposure on site)

[https://www.sciencedirect.com/science/article/pii/S030626192100266X?casa\\_token=0MxkHRTDgaQAAAAA:HL-tO-ni-ICin-\\_4osWvUwUIW1x0UjQ\\_Z-NP8-CBVq608W1HOF-McjSFoUSzC098FQs3ISAhGPQ#f0010](https://www.sciencedirect.com/science/article/pii/S030626192100266X?casa_token=0MxkHRTDgaQAAAAA:HL-tO-ni-ICin-_4osWvUwUIW1x0UjQ_Z-NP8-CBVq608W1HOF-McjSFoUSzC098FQs3ISAhGPQ#f0010)

Heat: Internal heat gains?

Food: Melissa LSS and Greenhouse

## Storage:

Lithium-Ion Batteries

Regenerative Fuel Cells

Lithium-Sulphur Batteries

-> Find out energy demand (KW) for core unit (x astronauts, y rooms)

-> Include growth of PV, batteries, greenhouse, LSS etc. in script

## Considerations:

- total power demand of the base;
- daily power load management strategy;
- type of applied power source;
- type of solar array structure;
- type of energy storage or energy buffering system;
- the base location (selenographic latitude);
- solar illumination conditions

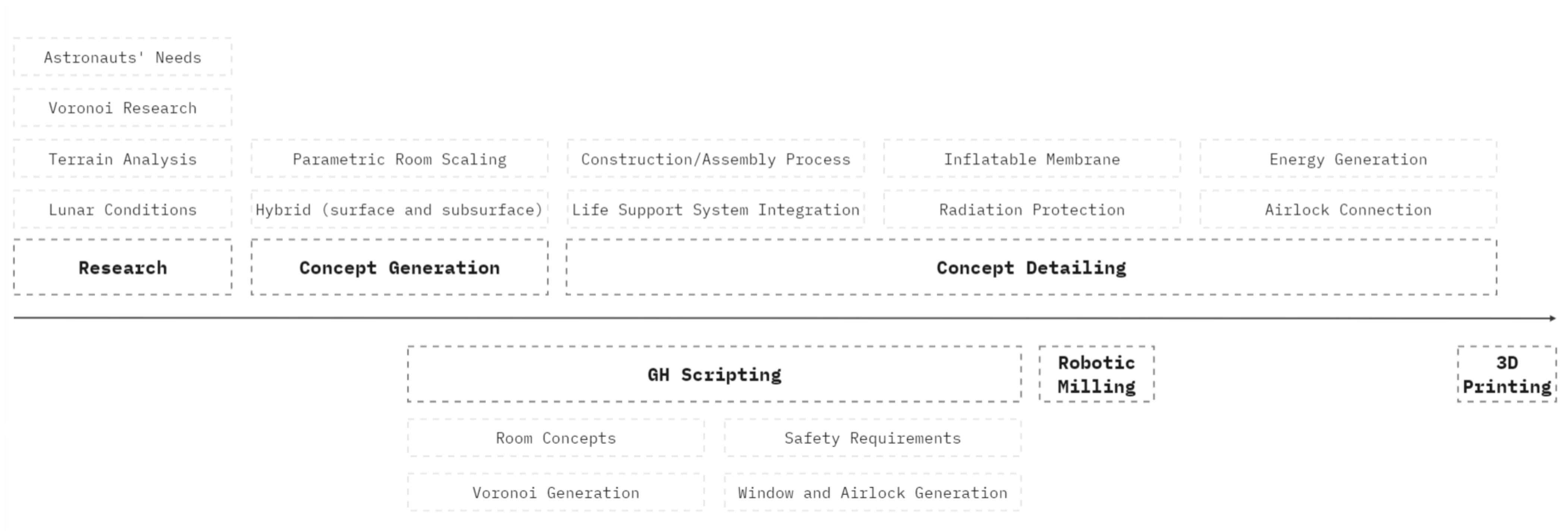




# 5 \_ PARAMETRIC INPUTS AND DESIGN



# Timeline of the design process:



# INPUT FACTORS

## SIZE

Slider 0-100 metre cubed

## TIME SPENT (SECURITY)

Wall Thickness 2h x 40cm

Toggle Underground

## INTERNAL RISK

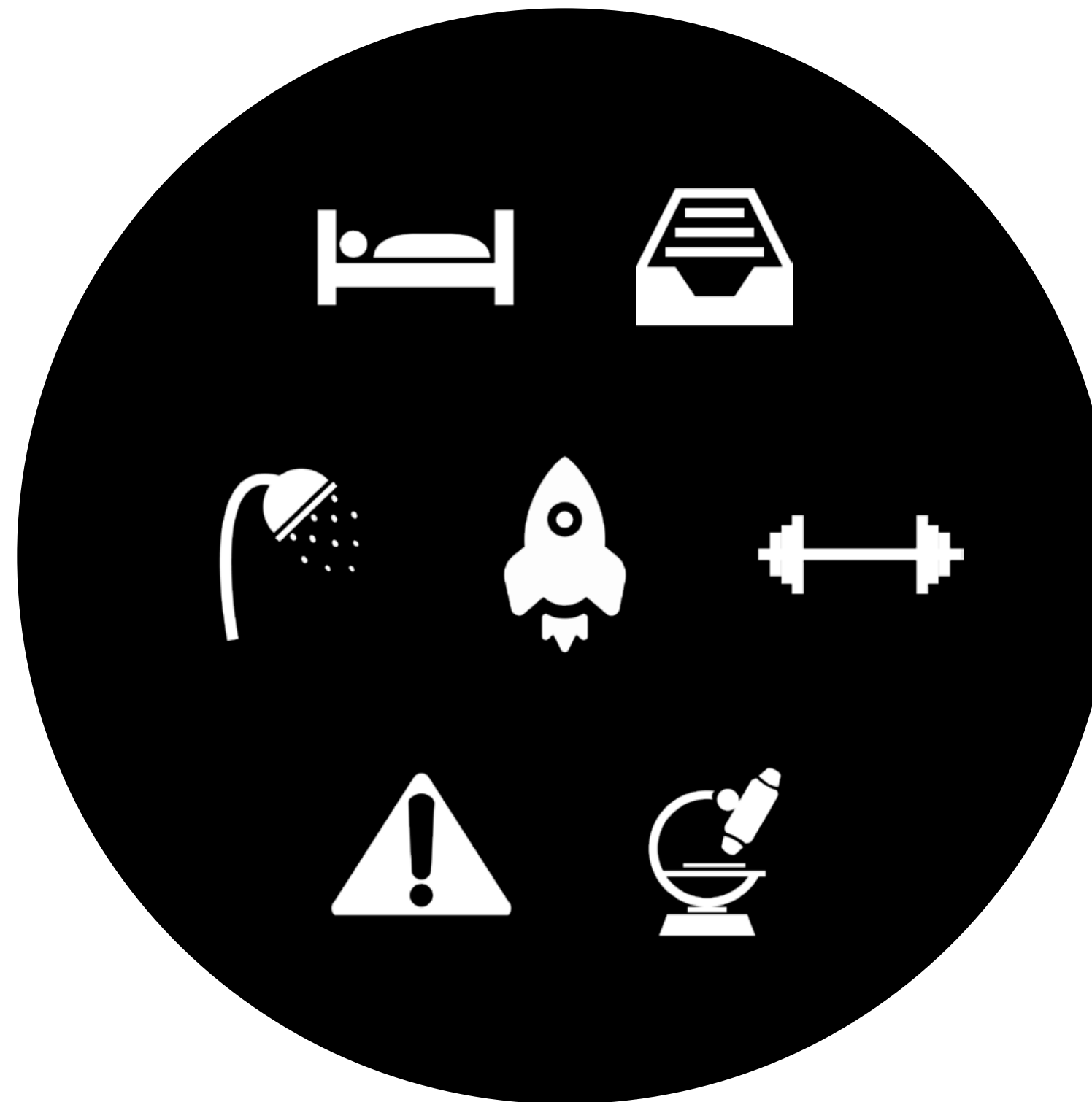
Risk Levels

Determine Distance from the Centre

## ROOM CONNECTIONS

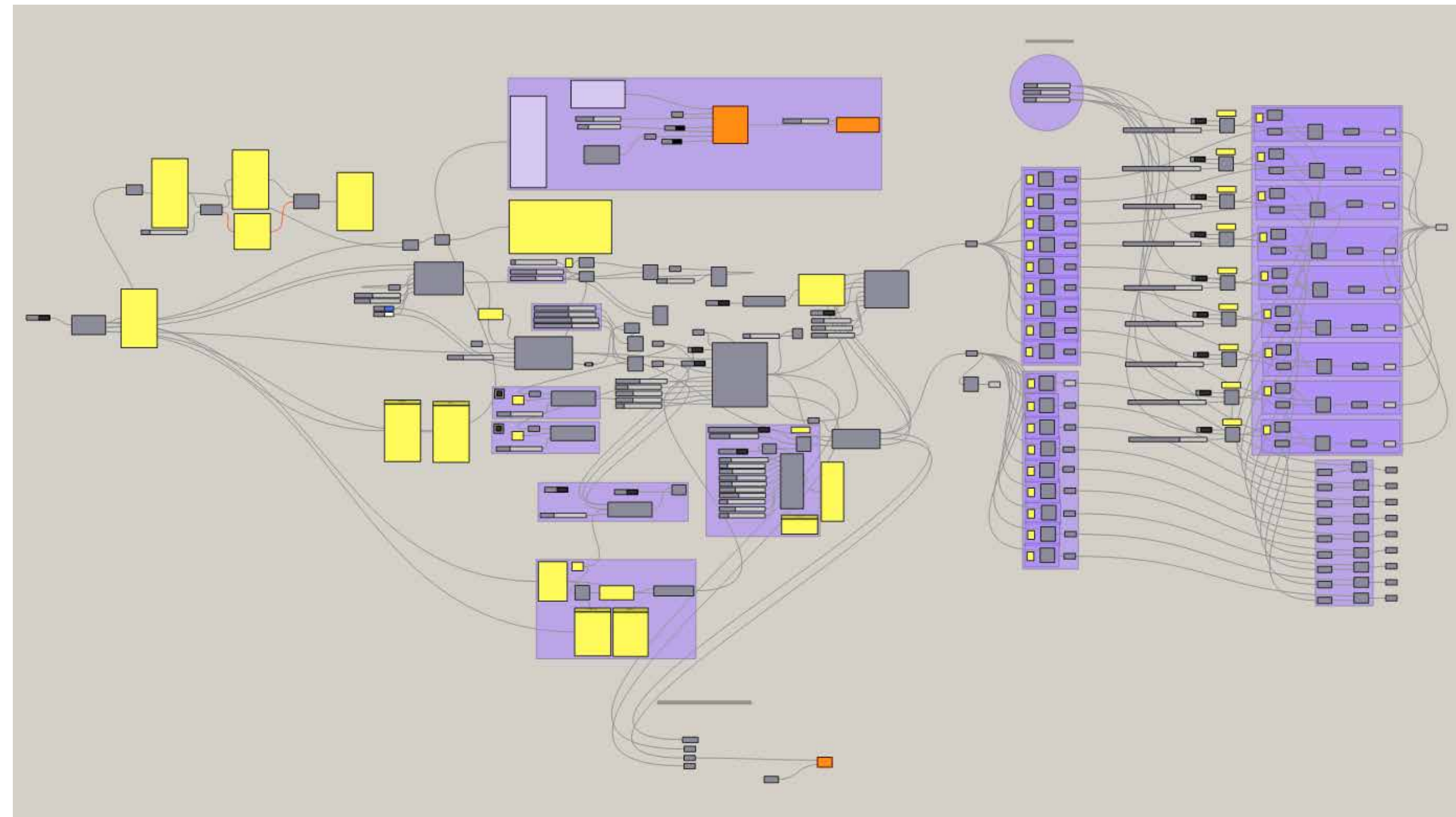
## DOORS/OPENINGS

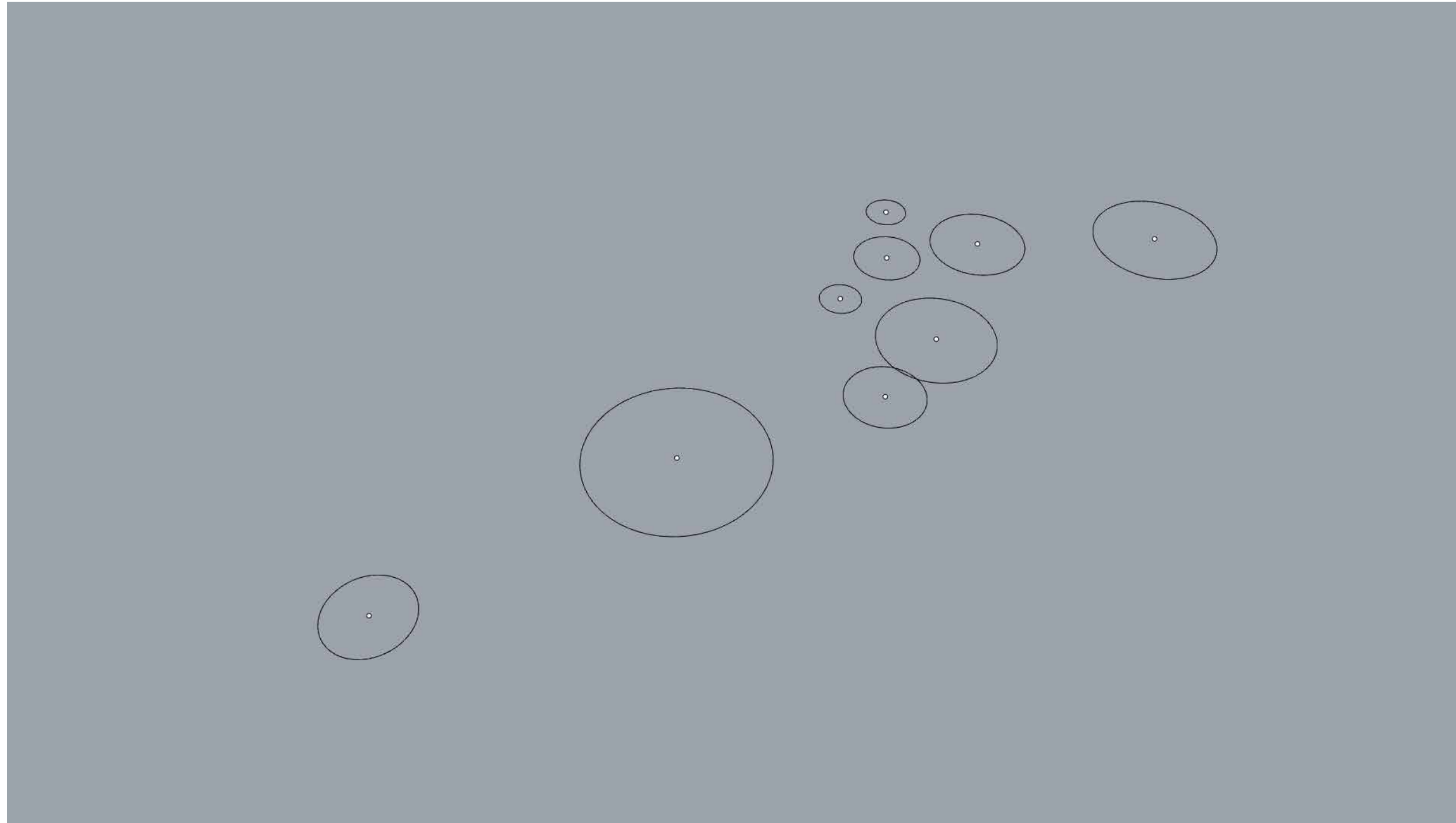
Based on Internal Risk Levels



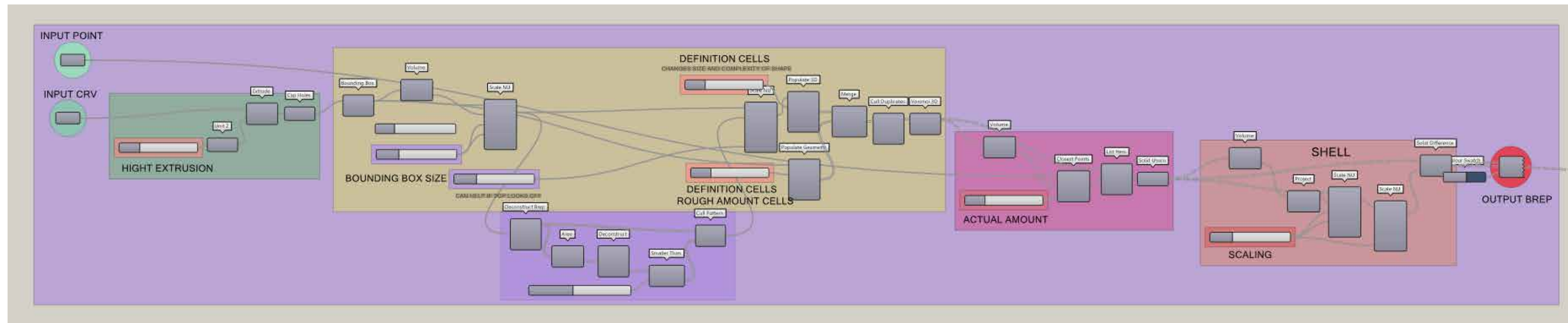
# GRASSHOPPER SCRIPT


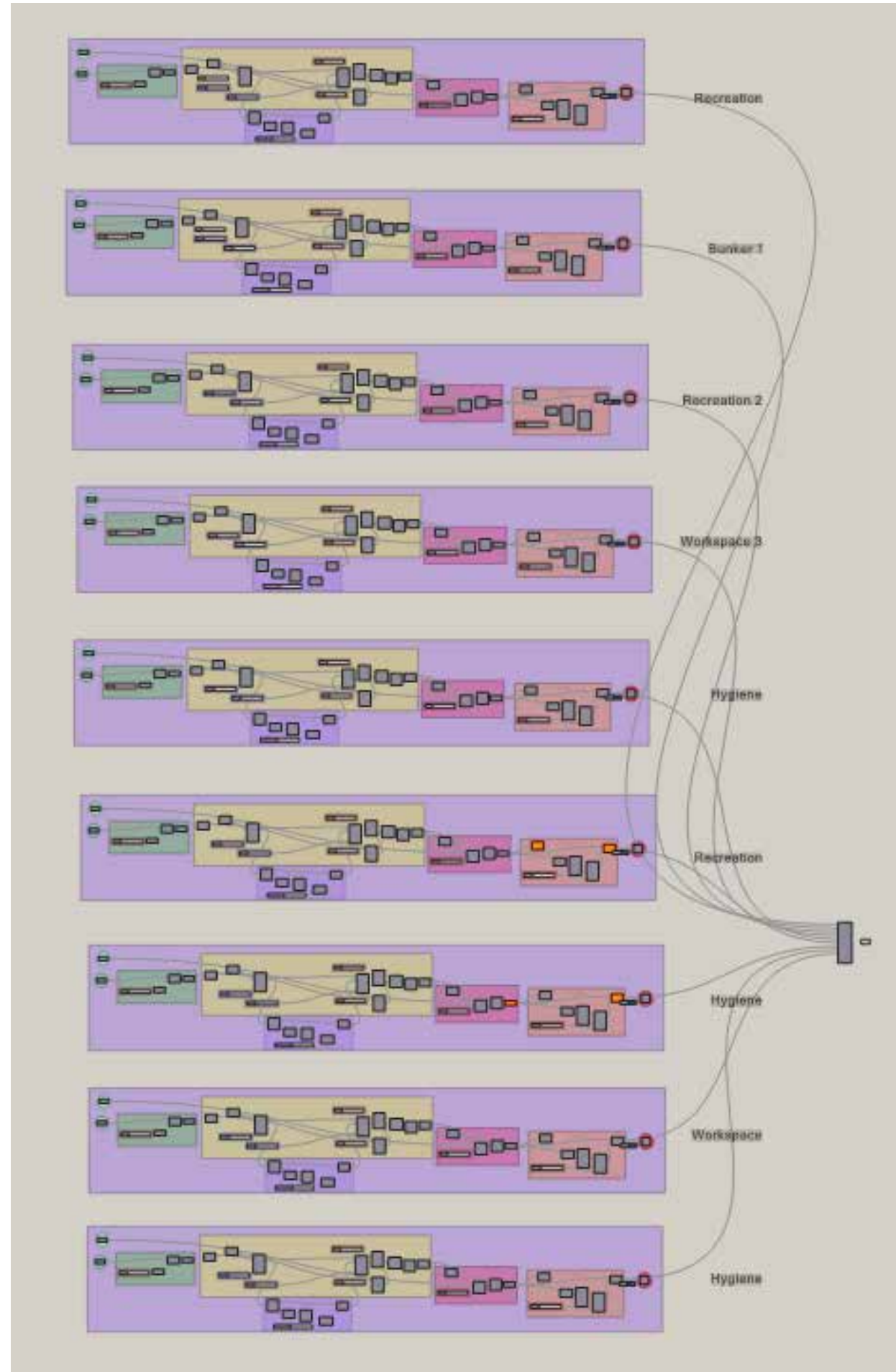
Obtaining positions and sizes according to the use and risk level




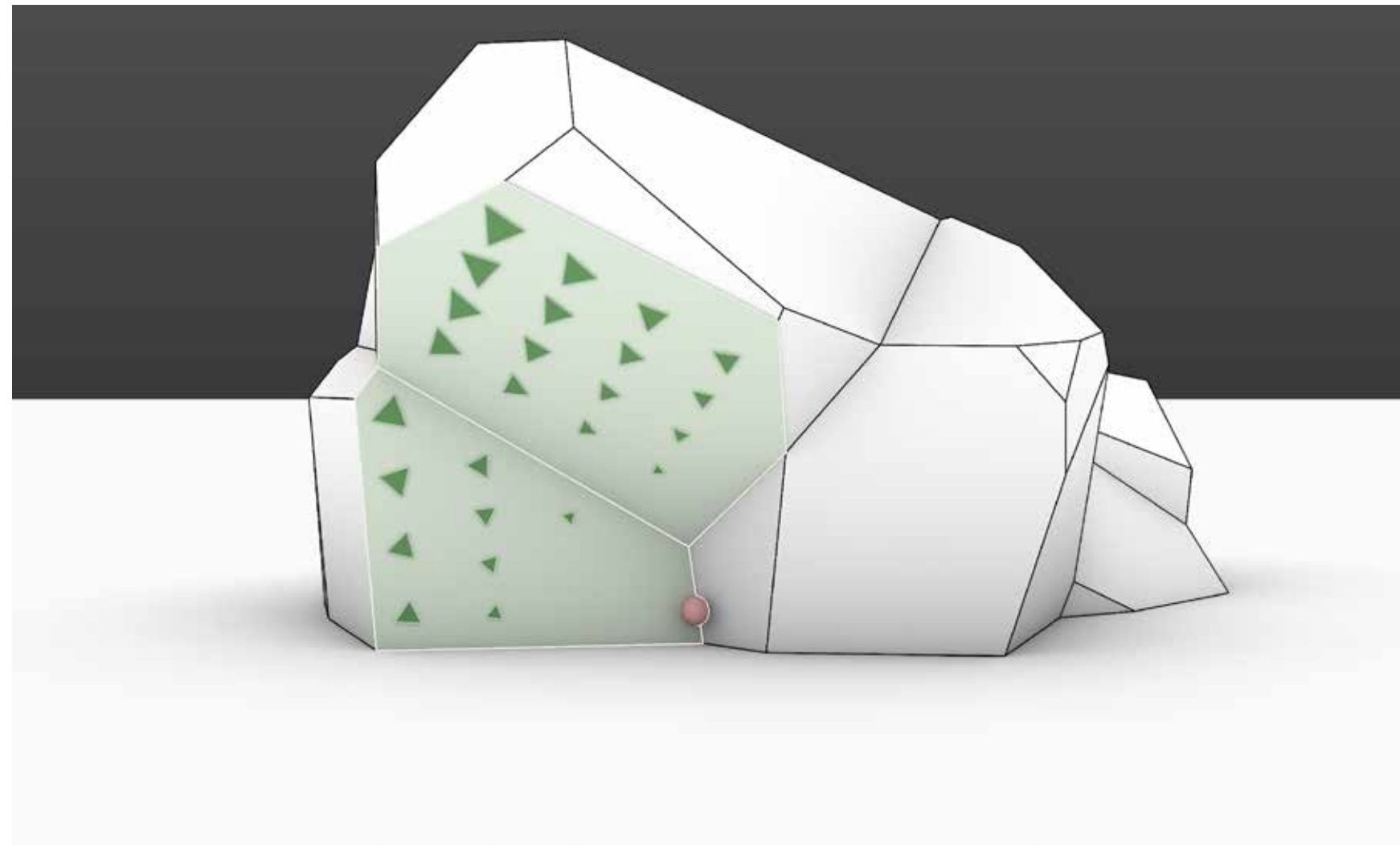
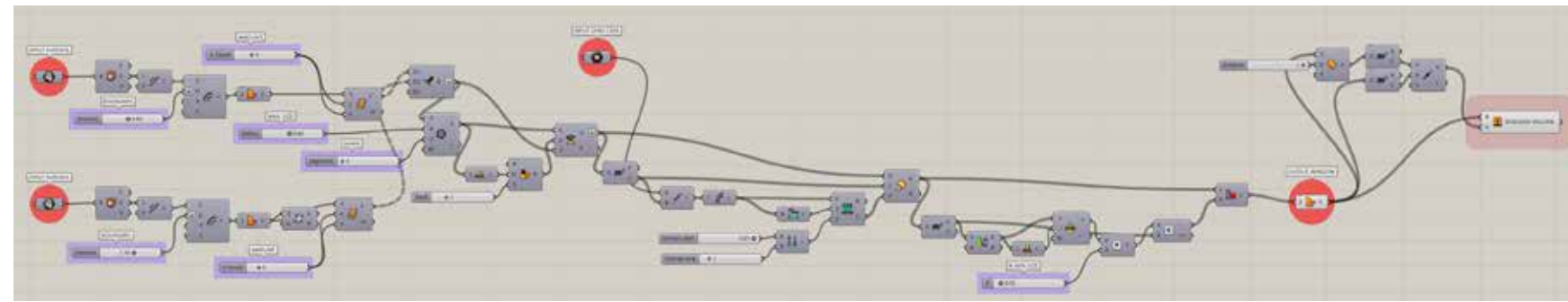


# Generation of Voronoi geometry of the rooms





## Generation of windows:






# Plan and section



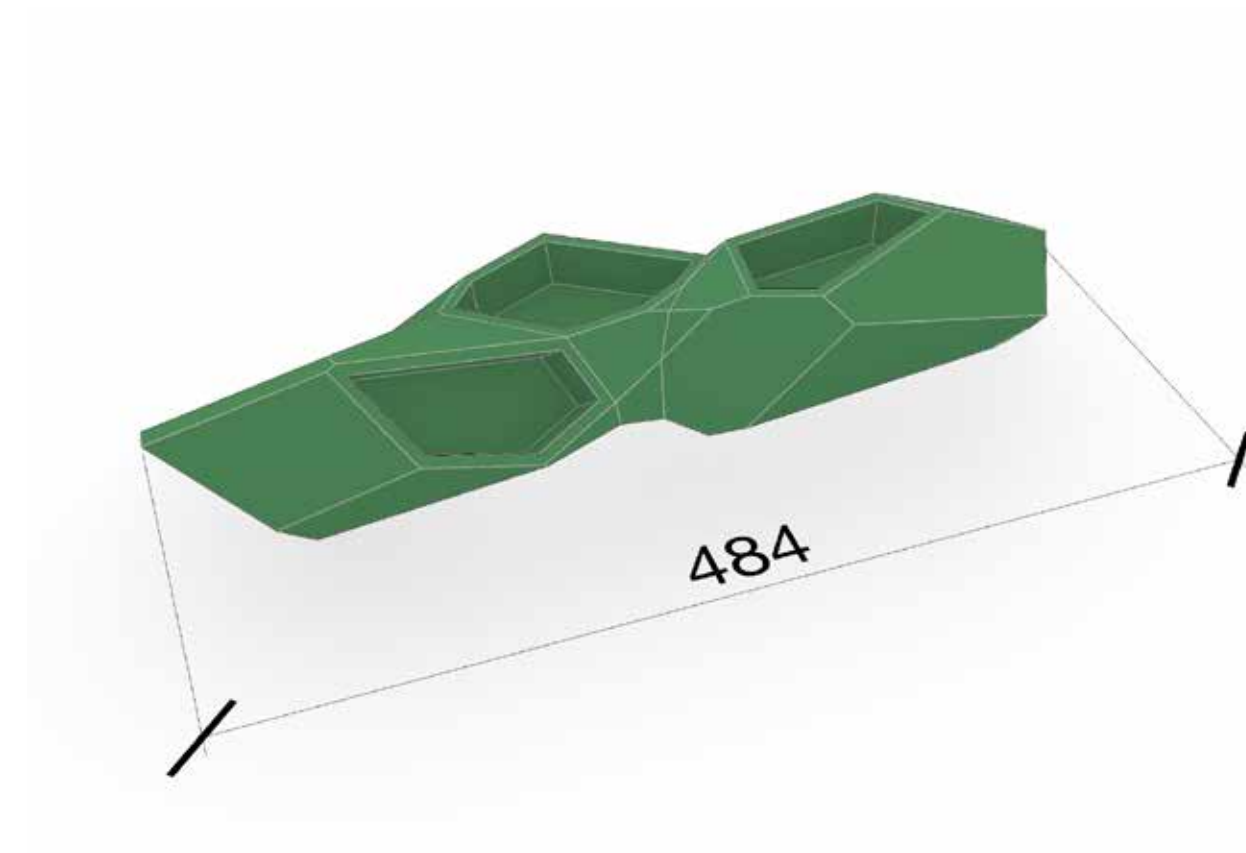
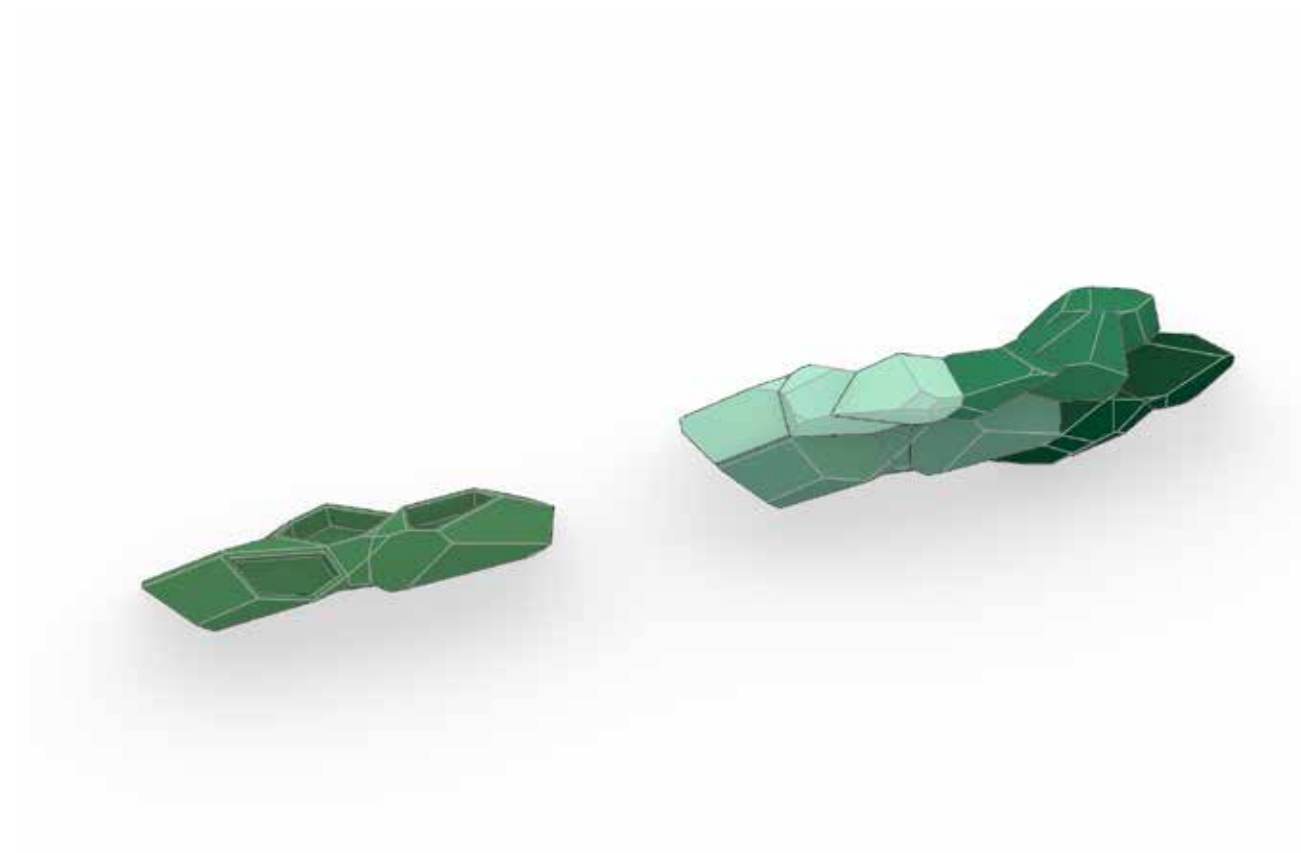
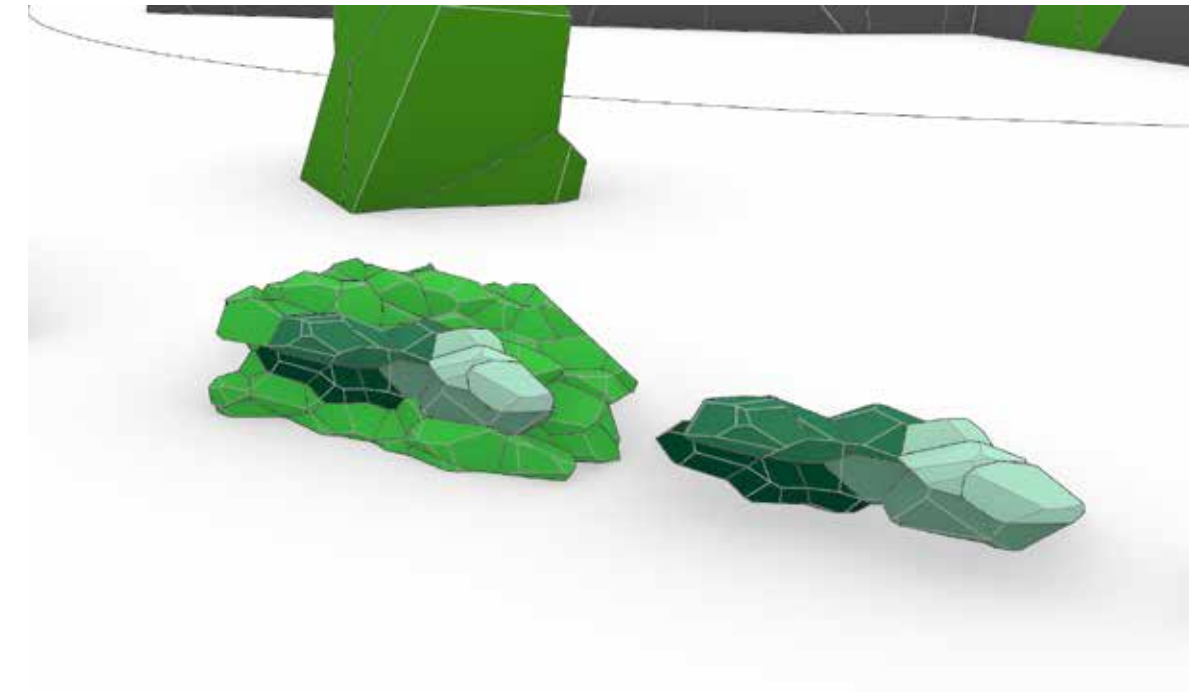





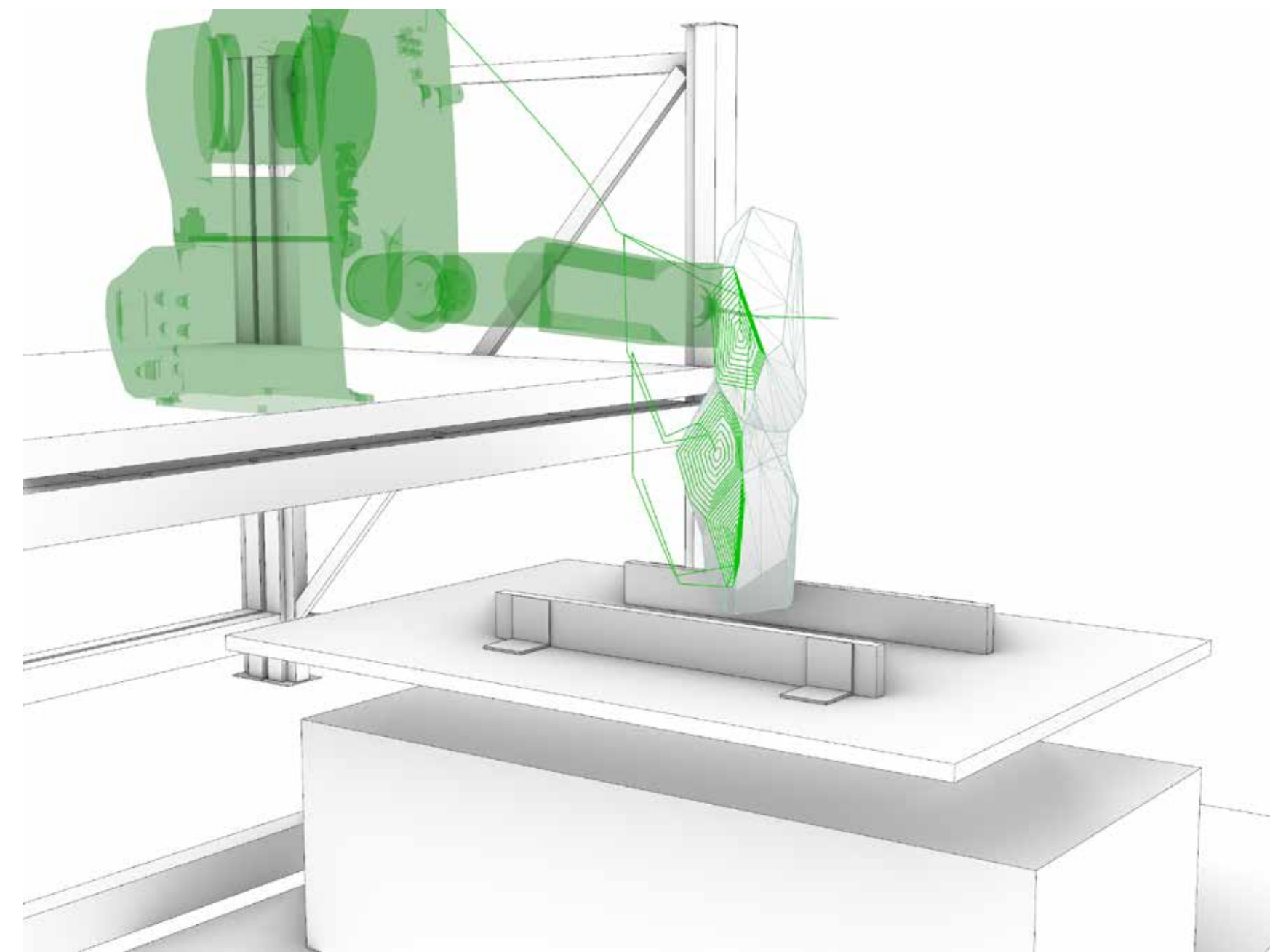
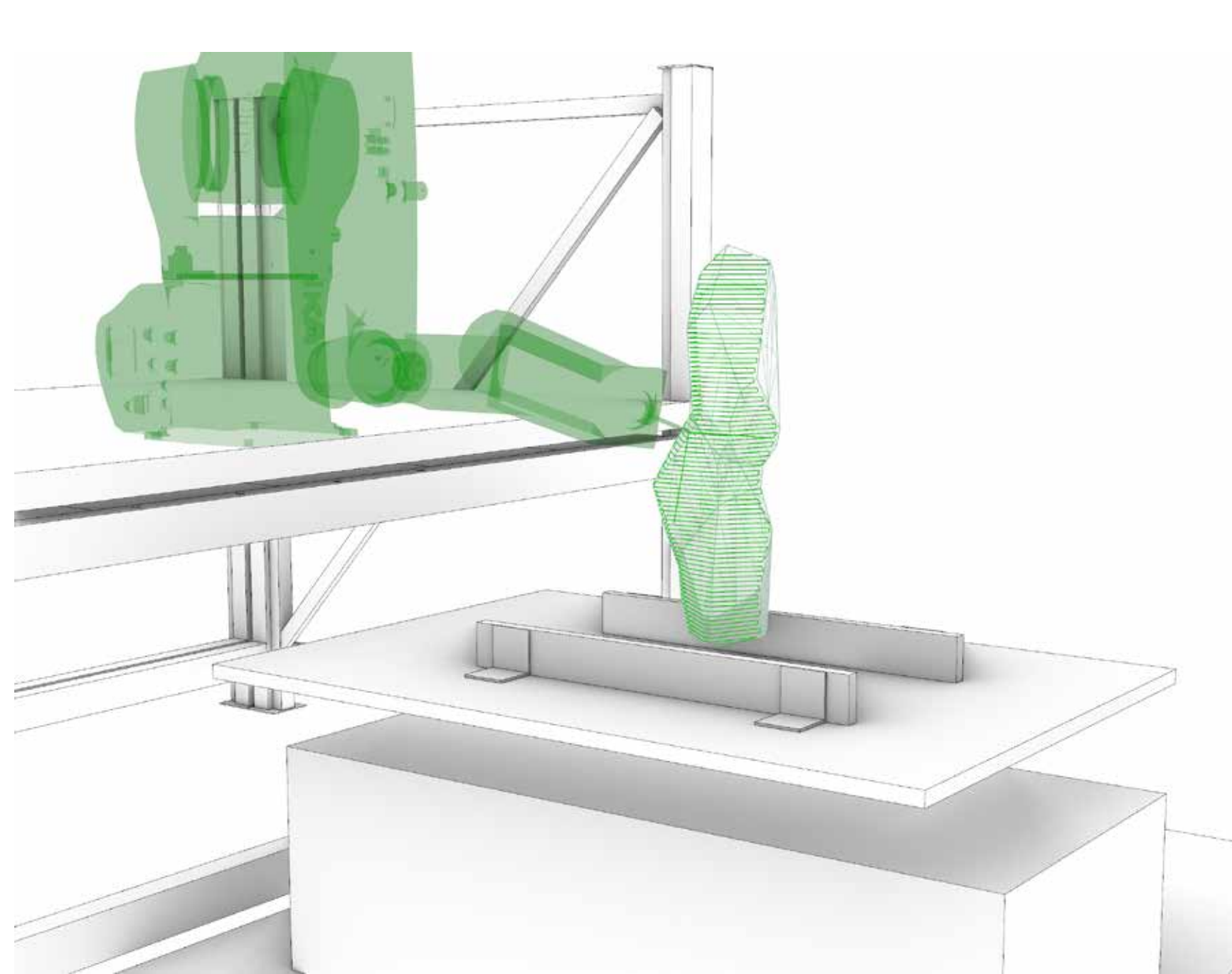
# 6\_ PRODUCTION




# Fragment extraction



## Fragment milling preparation



# Fragment production in the RB Lab:









# 7\_ HUMAN-ROBOTIC INTERACTION



## HRI demonstration in the CoR Lab:





# 8\_ 3D PRINTING



3D-printing of a fragment of the shelter:



LS LUNASCAPE

